


25  
26



**POLYTECH**®  
**ORLÉANS**

Ecole d'ingénieurs de l'université d'Orléans



**COURSE  
SYLLABUS**





# Polytech Orléans

## Course offer in English

**2025-2026**

Polytech Orléans  
École Polytechnique de l'université d'Orléans  
Direction des formations  
✉ : [direction.formations.polytech@univ-orleans.fr](mailto:direction.formations.polytech@univ-orleans.fr)  
International Relations Office  
✉ : [international.polytech@univ-orleans.fr](mailto:international.polytech@univ-orleans.fr)

Site Léonard de Vinci  
8 rue Léonard de Vinci  
45072 ORLÉANS cedex 02  
FRANCE

Site Léonard de Vinci  
8 rue Léonard de Vinci  
45072 ORLÉANS cedex 02  
FRANCE

# Foreword

This booklet gathers the courses that are taught in English at Polytech Orleans.

In the first part, *“teaching packages”* corresponding to different majors in Engineering are proposed. Students can choose one of them: they combine English taught courses with research activities within a lab. By selecting a *“teaching package”*, students make sure that there will not be any class schedule overlap. The total number of credits in *“teaching packages”* is about 30 ECTS.

In the second part of the booklet, a list of courses that are fully or partially taught in English are also listed with their corresponding number of ECTS awarded for each of them.


Note that it is also possible to add on your learning agreement the French courses taught at the French Institute on our campus.

	Extra courses at the French Institute (65€/ semester)			
1	Written French			2
2	Oral French			2

# Content

<b>Content</b>	<b>3</b>
<b>Engineering Physics and Embedded Systems (GPSE)</b>	<b>4</b>
<b>PLASMA ENGINEERING PACKAGE</b>	<b>5</b>
<b>EMBEDDED SYSTEMS ENGINEERING PACKAGE</b>	<b>11</b>
<b>COMPUTER VISION &amp; DEEP LEARNING PACKAGE</b>	<b>14</b>
<b>Materials, Mechanics, Mechatronics (M<sup>3</sup>)</b>	<b>17</b>
<b>MULTIPHYSICS MODELING AND SIMULATION PACKAGE</b>	<b>18</b>
<b>Civil and Geo-environmental Engineering (GCGE)</b>	<b>20</b>
<b>SUSTAINABLE CONSTRUCTION PACKAGE</b>	<b>21</b>
<b>GEO-ENVIRONMENTAL ENGINEERING AND SUSTAINABLE CITIES PACKAGE</b>	<b>23</b>
<b>Technologies for Energy, Aerospace and Motoring sciences (TEAM)</b>	<b>25</b>
<b>AEROSPACE ENGINEERING PACKAGE</b>	<b>26</b>
<b>Other courses partially or fully taught in English at Polytech Orleans</b>	<b>31</b>
<b>Technologies for Energy, Aerospace and Motoring sciences (TEAM)</b>	<b>32</b>
<b>4th year / Master 1 courses</b>	<b>33</b>
<b>5th year / Master 2 courses</b>	<b>42</b>
<b>Automotive Engineering for Sustainable Mobility (AESM)</b>	<b>53</b>
<b>Summer school “robotics challenge”</b>	<b>69</b>
<b>BIP DT4BH - Digital Tools for Built Heritage</b>	<b>71</b>

# Engineering Physics and Embedded Systems (GPSE)



## PLASMA ENGINEERING PACKAGE

5th year- Master 2				
Fall Semester (September – December)		Course Unit code	Total Hours	ECTS
1	Plasma Engineering Courses	9GP08	70h	7
2	Practical applied learning	9GP10	40h	5
3	Engineering Project Phase 1	9GP07	100h	9
4	Reserch Project with Gremi Lab for foreign students	POLUP10		10
Total				31

### Softskills available with this package

5	Intercultural communication	9HP02	22h30	2
6	Intercultural communication start up project	9HP03	10h	2

### PREREQUISITES

An undergraduate preparation is required in electrical engineering or engineering physics from an accredited institution from an acceptable foreign university.

### STUDENT OUTCOMES

An ability to determine properties at the macroscopic scale from electromagnetism, statistic physics and collision between particles.

An ability to design and characterize low pressure plasma reactors used for micro and nano technologies

An ability to generate and characterize plasmas produced using experimental reactors and diagnostics.

An Ability to develop plasma processes (deposition, etching... ) in a clean room environment.

Laboratory research experience.

### 1) PLASMA ENGINEERING COURSES (70H)

Unit	Courses	Hours
Plasma general properties (25h)	Plasma general properties (neutrality, Debye Length, plasma frequency...)	2 :30
	Plasma dynamics (basic motions in E and B fields)	2 :30
	Elementary theory of a gas discharge	2 :30
	Boltzmann's equation : Distribution functions and exercises	5 :00
	Particle, Momentum and energy conservation	2 :30
	Atomic collisions – Elastic scattering – Inelastic scattering	5:00
	Waves in a plasma	2 :30
	Tests	2 :30
Introduction to high pressure plasma (15h)	Equilibrium Vs. non Equilibrium	2:30
	Streamers	2:30
	High pressure discharges	5:00
	Medical applications	2:30
	Tests	2:30

Low pressure plasmas (30h)	DC discharge	2:30
	Sheath	2:30
	Diffusion	2:30
	Power balance	1:15
	RF sheaths	1:15
	Capacitively coupled plasmas	2:30
	Inductively coupled plasma	2:30
	Matching networks	3:45
	Langmuir probes	2 : 30
	Global model	5 : 00
	Tests	3 : 45

## 2) PRACTICAL APPLIED LEARNING (40 HOURS)

These projects are dedicated to teaching systems, processes and diagnostics in plasma engineering. They are proposed to better understand theoretical concepts of plasma dedicated courses. Each group of 2 students will work on 3 projects. Each project will last 3 days (6h15 of experimental work per day). They will be supervised by professors and a research engineer. One of the 3 projects will be organized in the clean room facility.

Competences for each project:

	N <sub>2</sub> Laser	DC Disch	RF/TCP	LIF	Jet	MHCD	Etchin g	PVD	PECVD
LAS	✓			✓					
LP PLAS	✓	✓	✓	✓			✓	✓	✓
HP PLAS					✓	✓			
VACUUM			✓			✓	✓	✓	✓
OPT	✓		✓	✓		✓			
SPECTRO	✓	✓	✓	✓	✓	✓			
ELEC	✓	✓	✓	✓	✓	✓			
MAT							✓	✓	✓
Faraday/Langmuir							CLEAN ROOM		

LAS : Laser

LP PLAS : Low Pressure Plasma

HP PLAS : High Pressure  
Plasma

SPECTRO : spectroscopy diagnostics (emission, absorption, ...)

ELEC : electrical diagnostics (oscillo, probes, electrical measurements, ...)

MAT : materials characterisation


### 1. N<sub>2</sub> LASER – UV pulsed laser : electrical and optical optimisation

The objective of this project is to build a UV laser with a system looking like those used for excimer pulsed lasers. For safety reasons, the discharge is carried out in nitrogen rather than in a halogen gas. This UV laser will serve to pump a dye laser.

Vary the number of knob capacitors to see its effect on the laser performances and the voltage waveforms. Get



information on excimer lasers.




**Skills:** use correctly an oscilloscope, fluid manipulation, use a high voltage powersupply, make a pulsed power system, characterize the emission by photodiode and by spectroscopy.

## 2. *DC DISCH* – Breakdown in a gas. DC discharges for lighting applications

The objective of this project is to analyse a DC discharge at low pressure (ignition and operation regimes). Different gases will be studied (Ar, N<sub>2</sub> and He).

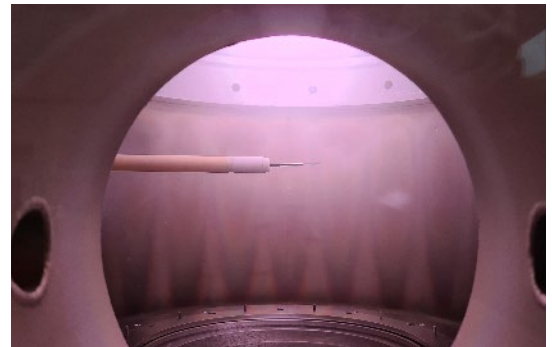
Study of the breakdown in different gases (Paschen law,...). Analyse  $V_{\text{breakdown}}$  versus the product pressure times electrode distance. Fit with the theoretical curve. Find the coefficients and compare with theoretical values. Make a statistic on each point of the breakdown curve. Plot V-I curves – Identify the different regimes for each gas.



**Skills:** generate a DC discharge, plasma diagnostic, electrical circuit for V-I acquisition, breakdown in gases, discharge regimes.

## 3. *RF* – Radio frequency discharges.

The objective is to analyse and use an RF discharge, which is usually used in microelectronics processing. The transition from capacitive (E) to inductive (H) will be studied. A spectroscopic study will be carried out in a mixture of Ar and H<sub>2</sub>. A Langmuir probe will be installed to analyze the plasma in different conditions of operation. An RF probe will be used to determine the plasma impedance.



**Skills:** generate an RF discharge, use a RF power supply, matching networks, spectroscopy (OES), vacuum technology, oscilloscope, Hydrogen dissociation.

## 4. *LIF* – Laser Induced Fluorescence


The objective of this project is to trigger a Laser Induced Fluorescence (LIF) in argon plasma. Several transitions will be studied. The evolution of the metastable density will be evaluated versus pressure and current. You will study the LIF signal at 800.6 nm and at other wavelengths. You will write down the balance equations and compare the deexcitation characteristic time to its theoretical. Plot the relative metastable density versus pressure and discharge current.



**Skills:** Use of a Nd :YAG laser, doubled in frequency, OPO crystal, DC high voltage, PM signal measurement

### 5. *Jet* – Plasma jet


The objective is to characterize a plasma jet usually used for medical applications. You will use a high frequency power supply (10kHz) producing DBD type discharges travelling along a dielectric tube at high velocity. The jet characterization will be carried out by electrical and optical measurements. Experiments on surface treatment will be carried out as well.



**Skills:** Plasma at atmospheric pressure, electrical and optical characterization, treatment process.

### 6. *MHCD* – MicroHollow Cathode Discharges

The objective is to study and characterize microdischarges operating in DC. The typical dimension of the discharge is 100  $\mu\text{m}$ . The microdevices are prepared in the clean room. You will use a high speed camera, a spectrometer, an oscilloscope and probes to characterize the different regimes of the microdischarges operating in atmospheric pressure of Ar, He and  $\text{N}_2$ . The discharge breakdown and the selfpulsing regime will be investigated. You will also try to light up an array of microdischarges.




2,5 mm

**Skills:** Plasma at atmospheric pressure, electrical and optical characterization, electrical circuit for V-I acquisition, breakdown in gases, discharge regimes.

### 7. Etching - Reactive Ionic etching and Inductively coupled plasma

The objective is to design an etching process for silicon or  $\text{SiO}_2$  etching, study the selectivity, and optimize the process to obtain a good profile.


- Etching process characterization using an RF capacitive discharge.
- Vary the parameters to optimize the etching of silicon and other materials. Comparison of the etch rate obtained by SEM and by profilometry.



**Skills:** Use of an inductively coupled plasma reactor, vacuum systems, process development, etching mechanisms, cryogenic systems, SEM characterisation, profilometry.

### 8. PVD – Thin film deposition by Physical Vapor Deposition

Deposition by PVD is commonly used in the industry to form thin metal layers. The aim is to study the film thickness and properties depending on the process conditions. Characterizations will be carried out using a SEM, profilometer, 4 tip probe. A study can be carried out on high aspect ratio structures to evaluate if the deposition is conform or not.



**Skills:** Use of a DC plasma reactor equipped with a magnetron, vacuum system, , deposition process, SEM characterisation, profilometry , 4 tip probe

### 9. PECVD – Dielectric layer deposition by Plasma Enhanced Chemical Vapor Deposition

The objective is to study the growth of a dielectric using a PECVD process. Two types of dielectric can be studied:  $\text{SiO}_2$  or  $\text{Si}_3\text{N}_4$ . The project will consist in modifying the recipes and see the effect on the deposited layer. An ellipsometer and a SEM will be used to evaluate the deposited layer.



**Skills:** Use of a capacitively coupled plasma reactor equipped with a heating substrate holder, vacuum system, deposition process, SEM characterization, ellipsometry

## 3) ENGINEERING PROJECT : PHASE 1

You will work on a project focused on plasma engineering between September and December, every 2 weeks, alternating with class periods. Different projects will be proposed at the beginning

of the semester. The project may be in collaboration with a company. You will write a report and defend it orally in December.

#### 4) RESEARCH PROJECT WITH GREMI LAB (10 ECTS)

Between September and December, you will join a research team to work on a dedicated project in collaboration with GREMI lab (e.g. plasma etching process, plasma for medical application, plasma deposition process, plasma diagnostics, microplasmas, ...)

At the end, you will write a report and defend it orally.



Note that the project with GREMI can be an extension of the "Engineering project: Phase 1".

## EMBEDDED SYSTEMS ENGINEERING PACKAGE

4th year- Master 1				
Fall Semester (September – December)		Course Unit code	Total Hours	ECTS
1	Courses and Board Design (microcontroller)	7GP04	100h	8
2	Engineering project	7GP07	55h	6
3	Supervised Project at Prisme Lab	POLUP15		15

### Softskills available with this package

4	English and science	7HP02	40h	3
---	---------------------	-------	-----	---

### PREREQUISITES

An undergraduate preparation is required in electrical and/or computer engineering from an accredited institution from an acceptable foreign university.

- C/C++ language
- Basics in Electronics

### 1) COURSES AND BOARD DESIGN (100H)

Unit	Courses	Hours
prerequisite reminders ( 7h30)	Number coding in embedded systems	1:15
	Compilation process	2:30
	Git lab	2:30
	tests	1:15
System control approaches (18h45)	Finite state machines	5:00
	Introduction to PID	11:15
	Tests	2:30
Hardware Architecture ( 12h30)	Part I	5:00
	tests	1:15
	Part II	5:00
	Tests	1:15
ATMEGA 328P Example (18h45)	Architecture and registers	2:30
	Lab : UART link principles and implementation	3:45
	Lab : SPI link principles and implementation	3:45
	Lab : I2C link principles and implementation	3:45
	Interruptions and timer	2:30
	tests	2:30
STM8 Example (16h15)	Architecture and registers	3:45
	Lab : UART link principles and implementation	3:45
	Lab : I2C link principles and implementation	3:45
	Lab : Sleep mode principles and implementation	3:45
	Tests	1:15

## **BOARD DESIGN (26 HOURS WITH TEACHERS + 50 HOURS IN AUTONOMY)**

The goal is to design a daughter board for the STM8 discovery kit

<https://www.st.com/en/evaluation-tools/stm8s-discovery.html>).




This daughter board will include :

- a microphone with an analog circuit to adapt, filter and amplify the acquired signal. The audio signal is connected to the STM8 ADC for sampling,
- an I2C magnetic sensor
- an UART/USB interface to connect a PC to the STM8S board.

The student will learn to :

1. read the datasheets, extract the useful information (pinout, constraints (voltage, current, power, size, dimensions...),
2. make a raw functional schematic where all these information will be indicated and write the Bill of Material (BOM).
3. create the schematic, then place and route with a Computer Aided Design (CAD) software (<https://easyeda.com/>)
4. print the daughter board PCB
5. debug & test the daughter board



## **2) ENGINEERING PROJECT (50H WITH TEACHER + 100H IN AUTONOMY)**

Within a team (maximum 4 students), the student will work on a real embedded system project (examples given below), from the early specifications to the proof of concept. An average of 1 day per week will be spent on that project.

Lessons on project methodologies will be given :

- introduction to project management through a serious-game,
- introduction to system architecture,
- a Model-Based Systems Engineering tools (Capella) will be presented.

A supervisor will be attached to the team. Regular meetings are planned to keep the team on track.

Three oral presentations are scheduled with several project committees :

1. an audit of the specifications and use cases by 2 external professional experts
2. a preliminary design review to validate the functional and technical design
3. a final presentation to present the proof of concept.

These oral presentations plus a final technical report will be evaluated.



Project examples :

- drone design
- Solar tracker
- autonomous forest monitoring system




Figure 1: drone design

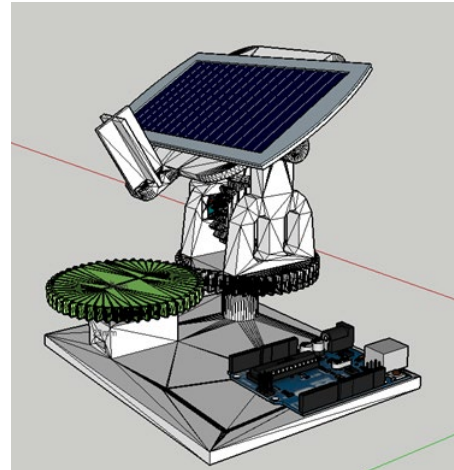


Figure 2 : Drawing of a solar tracker

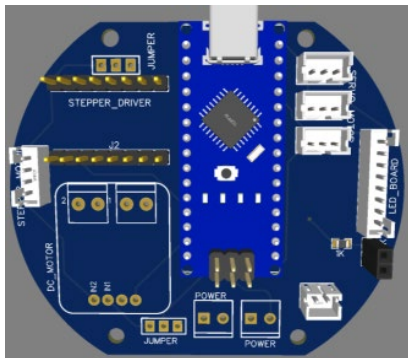


Figure 3: control unit and telemetry unit for a student rocket project



Figure 2: Computer vision for an autonomous robot

### 3) PROJECT WITH PRISME LAB (15 ECTS)

Between September and December, each student joins a research team to work on a dedicated project in collaboration with PRISME lab (AI – Signal - Image – Vision team).

At the end, the student will have to write a report and defend it orally.

Note that the project with PRISME laboratory can be an extension of the “Engineering project”.



## COMPUTER VISION & DEEP LEARNING PACKAGE

5th year- Master 2				
Fall Semester (September – December)		Course Unit code	Total Hours	ECTS
1	Computer Vision & Deep Learning	9GP09	70h	7
2	Embedded Vision (Practical applied learning)	9GP10	40h	
3	Engineering Project Phase 1	9GP07	100h	9
4	Research project on Computer Vision & IA (PRISME Labs)	POLUP10		10
Total				31

### PREREQUISITES

Python programming, basic mathematics (matrix calculation) and signal processing.

### STUDENT OUTCOMES

- Identify the key points of a computer vision problem.
- Select and calibrate image sensors (cameras).
- Develop a solution with appropriate image processing algorithms, including AI deep learning, using Python libraries.
- Evaluate algorithms performance, parameters settings, and limitations.

### 1) COMPUTER VISION AND DEEP LEARNING (70H)

This course aims to introduce students to the key concepts of computer vision and its evolution towards deep learning and artificial intelligence. Theoretical concepts of camera use and image processing basics will first be presented in a session of a few lectures, then students will develop their skills through guided practical sessions on several examples (image classification, segmentation, object detection, ...). The proposed teaching method is “learning by doing”, with a strong emphasis on hands-on experience using popular Python-based libraries (OpenCV, Scikit-image, Pytorch, Tensor Flow/Keras), with which you can familiarize yourself.


Unit	Courses	Hours
Basics in Computer Vision (17h30)	Introduction to Computer Vision: challenges and applications	1:15
	From photons to pixels: The basics of image capture and processing	1:15
	Image and pixels manipulation, geometric and color transformations	3:45
	Preprocessings, histogram, equalization, contrast adjustment	3:45
	Thresholding, blob analysis	3:45
	Fourier transform, convolutional filtering and noise reduction	3:45
3D Vision Geometry	Camera model and calibration, 3D scene reconstruction	1:15



(12h30)	Stereovision	3:45
	Camera model and pose estimation	3:45
	Panorama stitching with homography	3:45
Advanced image processing (18h45)	Mathematical morphology	3:45
	Texture analysis	3:45
	Application to medical image	3:45
	Contour and region segmentation algorithms	3:45
	Application to medical image	3:45
Deep learning for CV (21h15)	Introduction to deep learning and conventional neural networks (CNN)	2:30
	First steps with CNN and deep learning	3:45
	Image segmentation with U-net architectures	3:45
	Object detection with YOLO (You Only Look Once)	3:45
	Fine-tuning and transfer learning	3:45
	Generative Adversarial Networks (GAN)	3:45


## 2) REAL-TIME EMBEDDED VISION – PRACTICAL APPLIED LEARNING (40 HOURS)

This course is dedicated to embedded vision problems with memory and computation time optimization along 2 tracks: develop a mobile application centered on the use of embedded sensors and image processing under Android with OpenCV (multithreading), from GitHub collaborative platform for developers; and implement an image processing algorithm on an FPGA target.



## 3) ENGINEERING PROJECT : PHASE 1

You will work on a project focused on computer vision and/or deep learning topics between September and December, every 2 weeks, alternating with class periods. Different project topics will be proposed to students at the beginning of the year, with associated supervisors. Some projects may be carried out in collaboration with a company. At the end of the project, you will write a report and defend it orally in December.



#### 4) PROJECT ON COMPUTER VISION & IA IN PRISME RESEARCH LABORATORY (10 ECTS)

Between September and December, each student joins the Computer Vision & IA Team in PRISME Labs to work on a dedicated project. The project can be an extension of the “Engineering project: Phase 1. Students will be supervised by a teacher-researcher. At the end, the student will have to write a report and defend it orally.



# Materials, Mechanics, Mechatronics (M<sup>3</sup>)



## MULTIPHYSICS MODELING AND SIMULATION PACKAGE

5th year- Master 2				
Fall Semester (September – December)		Course Unit code	Total Hours	ECTS
1	Non- linear behavior law	9IC10	30h	3
2	Advanced simulation	9IC13	30h	3
3	Composites simulation	9IC16	30h	3
4	Optimization and additive fabrication	9IC22	30h	3
5	Supervised Project in LAMÉ lab	POLUP15	150h	15

Softskills available with this package (one of the following courses)

4	Intercultural communication	9HM02	22h30	2
5	Intercultural communication start- up project	9HM03	10h	2

### PREREQUISITE

Knowledge in solid mechanics, computational mechanics, applied mathematics.

### STUDENT OUTCOME

R&D sector, industry, doctorate studies.

### SUPERVISED PROJECT IN LAMÉ LAB

Between September and December, each student joins a research team to work on a dedicated project in collaboration with LaMé lab (e.g. characterizing and modeling the mechanical behavior of materials and structures (composite material, refractories, biomaterial...)).

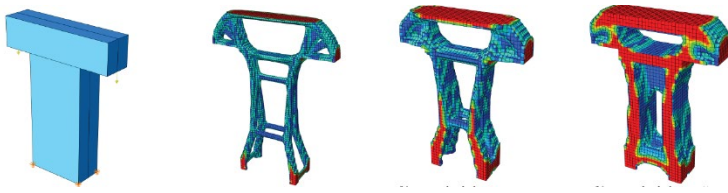
At the end, the student must write a report and defend it orally.

300 hours of project including about 100h of training.



Examples of realized projects


### Topology optimization of structures



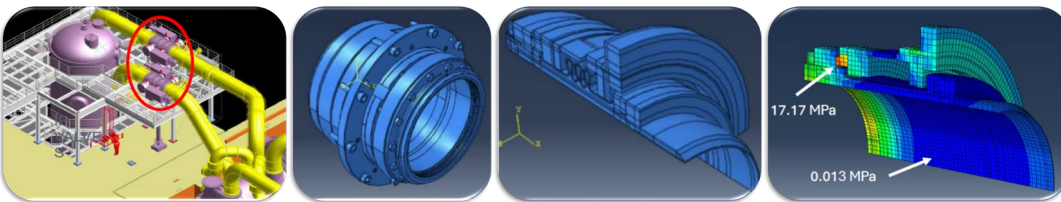
### Antenna protection of a military aircraft



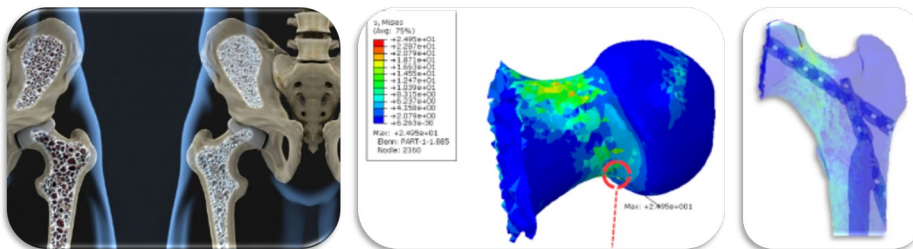
### Instrumentation of a concrete 3D printing robot



### Optimization of a quarter-turn valve for a nuclear application



### Optimization of hip implants



# Civil and Geo-environmental Engineering (GCGE)



## SUSTAINABLE CONSTRUCTION PACKAGE

5th year- Master 2				
Fall Semester (September – December)		Course Unit code	Total Hours	ECTS
1	Structures under dynamic and environmental loads	9CD01	70h	8
2	BIM project	9CD04	16h	6
3	Supervised Project in LAME lab	POLUP15		15

### Softskills available with this package

4	Intercultural communication	9HC02	22h30	2
5	Intercultural communication start up project	9HC03	10h	2

### PREREQUISITE

Knowledge in structural mechanics, soil mechanics, geotechnics, civil engineering materials, CAD.

### STUDENT OUTCOME

Construction industry: buildings, transport infrastructure, engineering structures, from both companies and contractors points of view

### STRUCTURAL ENGINEERING COURSES

Unit	Courses	Hours
Structures under dynamic and environmental loads	Durability of materials and structures	31.25 h lecture 12.5 tutorials 26.25 h labs
	Dynamics and Parasismics	
	Soil-structure interaction	
	Snow and wind loads	

#### 1) BIM PROJECT

BIM project	BIM application of structural engineering	16 h labs 14 h autonomy
-------------	---	----------------------------

#### 2) SUPERVISED PROJECT IN LAMÉ LAB


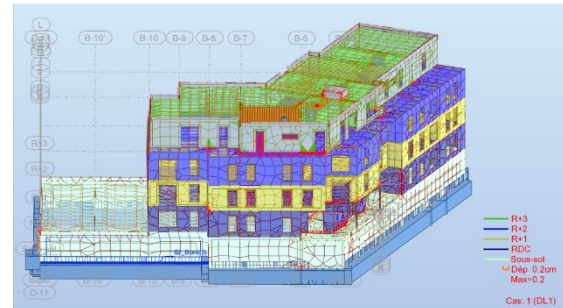
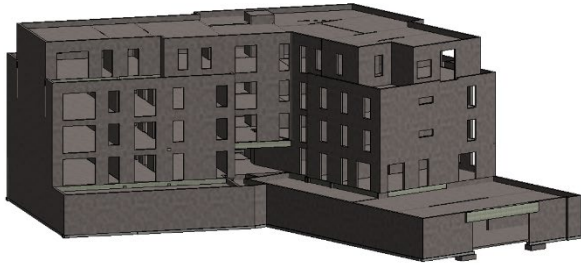
Between September and December, each student joins a research team to work on a dedicated project.

At the end, the student must write a report and defend it orally.  
150 hours of project






## Project illustrations in sustainable construction



Robot Structural Analysis





## GEO-ENVIRONMENTAL ENGINEERING AND SUSTAINABLE CITIES PACKAGE

5th year- Master 2				
Fall Semester (September – December)		Course Unit code	Total Hours	ECTS
1	Polluted sites and soils	9GE01	45h	6
2	Water Resource and Environment Management	9GE02	30h	8
3	Supervised Project in LAME lab	POLUP15		15

**Softskills available with this package:**

4	Intercultural communication	9HC02	22h30	2
5	Intercultural communication start up project	9HC03	10h	2

### PREREQUISITE

Knowledge in geology, civil engineering materials, water resources.

### STUDENT OUTCOMES

Pollution diagnosis and treatment for construction sites, water management, smart urban planning.

#### 1) GEO-ENVIRONMENTAL ENGINEERING COURSES

Unit	Courses	Hours
Polluted sites and soils		25h lecture 12.5h tutorials 7.5h labs 8.75h autonomy

#### 2) PROJECT

Water Resource and Environment Management	Vulnerability, risks	5 h lectures
	Field hydrology	3.75 lecture 5 h tutorials 3.75 h autonomy
	Water management	3.75 h lecture 6.25 tutorials
	Water and wastewater treatment	6.25 h lecture 12 50 autonomy

### 3) SUPERVISED PROJECT IN LAMÉ LAB

Between September and December, each student joins a research team to work on a dedicated project.


At the end, the student must write a report and defend it orally.



Project illustrations in Geo-Environmental engineering and sustainable cities



# **Technologies for Energy, Aerospace and Motoring sciences (TEAM)**



## AEROSPACE ENGINEERING PACKAGE

5th year- Master 2				
Fall Semester (September – December)		Course Unit code	Total Hours	ECTS
1	Turbulence and advanced CFD	9TE11	47h	8
2	Multiphysics coupling in aerodynamics	9TE12	65h	8
3	Guided experiments (part of 9TE11 and 9TE12)		28h	
4	Project with PRISME Lab	POLUP10	150h	15

### PREREQUISITE

Knowledge in fluid mechanics, aerodynamics, signal processing, thermodynamics, acoustics, applied mathematics, computational fluid mechanics.

### STUDENT OUTCOME

Aerospace, defense industry and energy sector

#### 1) TURBULENCE AND ADVANCED CFD (47H)

Unit	Courses	Hours
Turbulence and advanced CFD (9TE11 47h)	Statistical modelling of turbulence (RANS)	5 :00
	Physics of turbulence	5 :00
	Large-eddy simulation	6 :15
	CFD Labs	5 :00
	Experimental labs and signal analysis	11 :30
	CFD Project	5:00
	Conferences	5 :00
	Tests	4 :15

#### 2) MULTIPHYSICS COUPLING IN AERODYNAMICS (65H)

Aeroacoustics (9TE12 26h15)	Sources of noise	2:30
	Transmission/ reflection and impedance/reactance	2:30
	Linearised acoustics	5:00
	Helmholtz theory	2:30
	Ray tracing and the dispersion relation	2:30
	Lighthill theory	2:30
	Ffowcs Williams Hawking theory	2:30
	RANS modelling	2:30
	CFD project	2:30
	Tests	1:15
	Static divergence	1:15

Aeroelasticity (9TE12 13h75)	Aileron reversal	1:15
	Introduction to linear and non-linear stability	1:15
	Vortex-induced vibration	1:15
	Aeroelastic galloping	1:15
	Aerodynamic flutter	1:15
	Experimental labs and signal analysis	2:30
	CFD labs	1:15
	CFD project	2 :30
Optimization in aerodynamics (9TE12 15h)	Gradient Methods for large-scale optimization problems	1:15
	Static problems	1:15
	Dynamical systems	1:15
	Time-dependents PDE (1D)	1:15
	Steady two-dimensional problems (2D)	1:15
	Navier-Stokes equations	1:15
	Data assimilation	1:15
	Sensitivity methods and shape-optimisation	1:15
	CFD labs	2 :30
	CFD project	1 :15
	Tests	1 :15
Introduction to high- enthalpy flows (9TE12 10h)	Use of the thermophysical properties of gases	2:30
	Predict the reentry trajectory of simple objects	2:30
	FORTTRAN lab	2:30
	Tests	2:30

### 3) GUIDED EXPERIMENTS (28 HOURS WITH TEACHERS + 30 HOURS IN AUTONOMY)

These guided experiments are dedicated to teaching experimental methods, simulations and physical analyses in aerospace engineering. They are provided for having hands-on practice and understanding theoretical concepts of aerospace dedicated courses.

Each group of 2 to 4 students will work in teaching and research wind tunnels. Each project will last a day. They will be supervised by professors and a research engineer. One of the projects will be organized in the research facilities of the PRISME laboratory.

**Competences for each project:**

	JET	BF-RAMP	WING	JET	BF-RAMP	WING
RANS	✓	✓	✓	✓	✓	
LES	✓	✓			✓	
SIGNAL	✓	✓		✓	✓	✓
BUDGET	✓	✓		✓	✓	✓
ACOU	✓		✓			
STRUCT			✓			✓
OPTIM		✓	✓		✓	
COMP	✓			✓		
	Numerical simulations (FLUENT)			Wind tunnel		

**RANS:** Reynolds Averaged Navier-Stokes

**LES:** Large-eddy simulation

**SIGNAL:** Signal analysis

**OPTIM:** Optimization methods

**ACOU:** Acoustics and Aeroacoustics

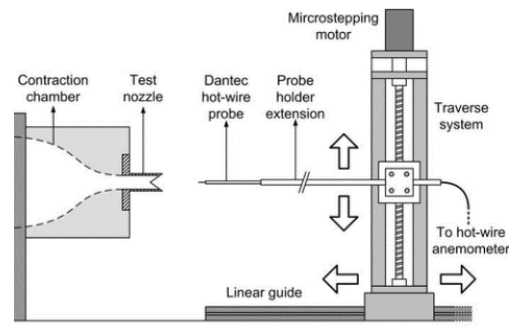
**STRUCT:** Structural coupling

**COMP:** Compressible flows

### 1. Self-similar analysis of a turbulent jet

The objective of this project is to analyze the behavior of a turbulent jet using both experiments and numerical simulations. The lab sessions comprise of traverse measurements obtained in the wind tunnel while numerical simulations are performed using the Fluent software package:

- Perform a statistical analysis of the data obtained from the hot-wire probe.
- Analyze the mass and momentum budget of the turbulent jet following different locations using the Reynolds-averaged approach.
- Provide a complete self-similar analysis of the turbulent jet.
- Perform the same analysis using the simulation software Fluent and analyze the differences between numerical simulations and experimental results.

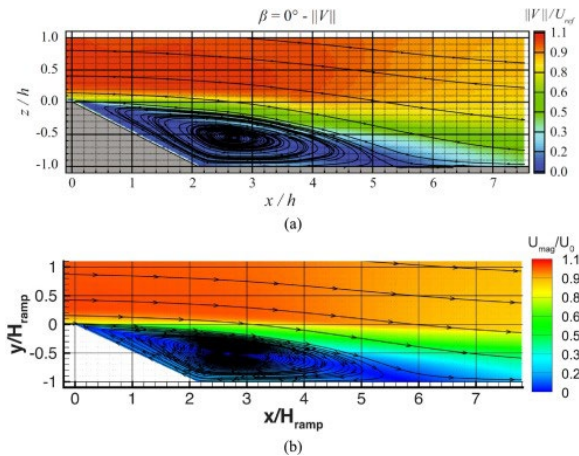


**Skills:** Learn how to calibrate and perform measurements using a hot-wire anemometer. Collect and analyze point-wise measurements and profiles using MATLAB. Analyze the physical characteristics of the flow. Replicate the experiment in a simulation and provide a critical analysis of the results.

## 2. Separated flow over a slanted ramp (CFD vs. exp)

The objective of this project is to analyze the separated flow over a slanted  $25^\circ$  backward-facing step. This part combines lab experiments with Reynolds-averaged and Large-eddy numerical simulations of a turbulent flow using different

- Perform experiments and data collection from a research wind tunnel. Analyze pressure measurements, hot-wire, and particle image velocimetry data. Perform data analysis to identify the physical scales driving the problem.
- Learn how to accurately simulate this challenging flow problem and select the right Reynolds averaged turbulence model.
- Learn how to setup and run a large-eddy simulation and compare the data with the experiment and the RANS approach.




**Skills:** Conduct the analysis of a separated turbulent flow using planar measurements based on PIV and near-wall hot-wire measurements. Decide on the right scaling approach to diagnose the forces acting on the model. Select the appropriate tool for simulation. Diagnose the limits of the physical modelling approach, setup and analyze a state-of-the-art numerical simulation and assess the quality using laboratory experiments.

## 3. Noise simulations (jet/cavity/wing)

The objective of this project is to analyze the mechanisms leading to sound generation by different geometries and appropriately simulate the sounds pressure level in the case of a compressible flow over a jet or a cavity or a trailing edge.

- Learn how to setup unsteady aeroacoustics simulations.
- How to calculate the noise generated by these configurations.



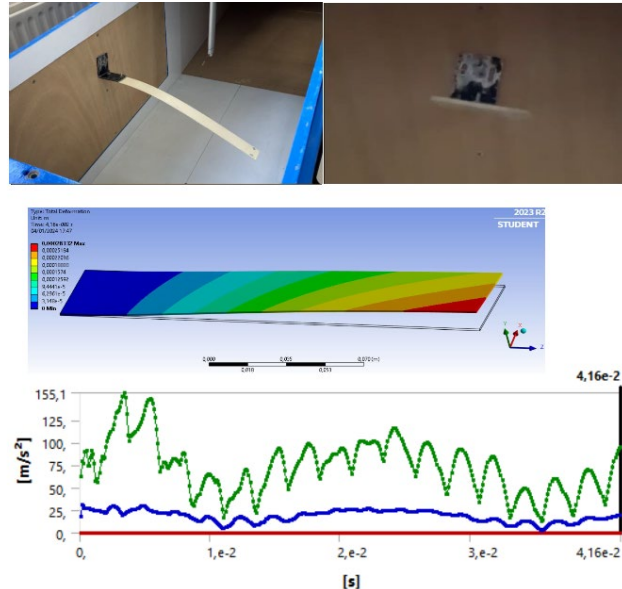
**Skills:** Simulate and predict the sound generated by specific configuration.



#### 4. Aerodynamic flutter analysis (exp. vs. CFD)

The objective is to model theoretically, simulate, and measure the flutter phenomena on a flexible wing. The theoretical model derived in class is used to discriminate between aeroelastic galloping and the flutter phenomena. Hot-wire measurements and image analysis from a fast camera are used to obtain the amplitude and frequency of the oscillations which are finally compared with the theoretical model.

- Perform aeroelastic measurements on a structure in a wind tunnel.
- Data analysis from hot-wire anemometry and image analysis.
- Perform simulations using Ansys and couple with Fluent to simulate fluid-structure interactions.

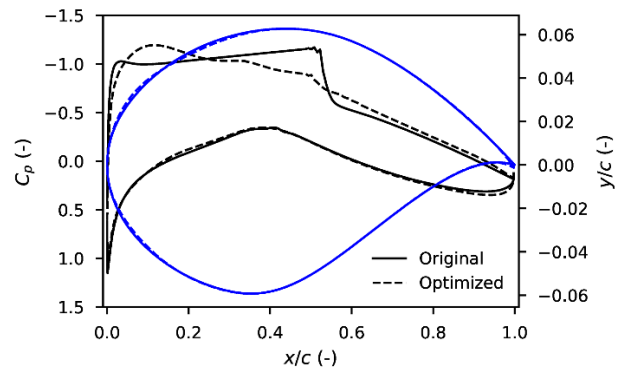


**Skills:** Predict and anticipate the design of flexible structures such as airframes wind turbines, and more general structures.

#### 5. Sensitivity analysis and shape optimisation (CFD)

The objective of this project is to improve the shape of a wing for a particular set of operating condition.

- Learn how to setup a numerical simulation for the case of a wing using a RANS approach.
- Learn how to fine tune the RANS model using data gathered from the literature (pressure and forces) to accurately predict the base flow.
- Learn how to setup and run a sensitivity analysis and a shape-optimization procedure.
- Analyze the results and understand the role of the shape modification on the flow.



**Skills:** Use the optimization modules in fluent based on the sensitivity of the adjoint equations.

#### 4) PROJECT WITH PRISME LAB (15 ECTS)

Between September and December, each student joins a research team to work on a dedicated project in collaboration with PRISME lab/Polytech (e.g., physical analysis of turbulent shear flows, flow control, innovative surfaces, ...)

At the end, the student must write a report and defend it orally.





# Other courses partially or fully taught in English at Polytech Orleans

## Signification of the symbols

### Proportion of teaching taught in English

🇬🇧 : materials provided in English, course taught in French

🇬🇧🇬🇧 : 50% in English

🇬🇧🇬🇧🇬🇧 : fully taught in English

### Sustainable Development and Social Responsibility (SDRS)

🌐 : mentioned

🌐🌐 : issues visible in Teaching Unit (TU) competences

🌐🌐🌐 : taking into account standards and regulations in the Teaching Unit (TU)


### Support for innovation, business creation and takeover

🔧 : mentioned

🔧🔧 : issues visible in Teaching Unit (TU) competences


🔧🔧🔧 : mastery of standards and regulations in the Teaching Unit (TU)






# **Technologies for Energy, Aerospace and Motoring sciences (TEAM)**









## 4th year / Master 1 courses




TU Code	Title of the Teaching Unit (TU)	Learning hours	ECTS
<b>TECHNOLOGIES for ENERGY, AEROSPACE and MOTORING SCIENCES (TEAM)</b>		<b>616,5</b>	<b>60</b>
<b>4th year TEAM 1st semester (September – January) S7</b>		<b>377</b>	<b>30</b>
7HT02	English and science	40	3
7LVA1	Optional language (german)	28	2*
7LVE1	Optional language (spanish)	28	2*
7TE01	Energy Management	117,5	9
7TE02	Fluid dynamics	117,5	9
7TE03	Electrical engineering and automatic control	67,5	6
<b>4th year TEAM 2nd semester (January – April) S8</b>		<b>239,5</b>	<b>30</b>
8HT01	Business English	40	4
8HT02	Human resource management	27,5	2
8TE01	Assistant Engineer Project	5	4
8TE02	Engine and propulsion systems	120	9
8TE03	Numerical and experimental tools for the engineer	45	4
8STT1	Professional experience	0	7

Technologies for Energy, Aerospace and Motoring Sciences (TEAM)		7HT02	Semester 7	
English and science				
Supervisor: Sybilla DUBOIS		ECTS: 3		
Skills				
At the end of this course, engineering students will be able to:				
<ul style="list-style-type: none"><li>• Practise communicating in English on a scientific or technical subject, orally, in writing and by visual means</li></ul>				
Syllabus				
<ul style="list-style-type: none"><li>• Learn how to write a CV and cover letter in English by studying documents, the work of young engineers, as well as the websites of various companies in the field.</li><li>• Discuss an invention and how it works and its potential evolution</li><li>• Discuss and promote a product or gadget related to your field of activity and/or write technical documentation corresponding to the project</li><li>• Study and understand audio and visual scientific documents related to their field of engineering; Express themselves orally and in writing: writing exercises and oral expression activities using technical and scientific structures and vocabulary</li><li>• Take part in discussions and/or debates on science, environment, climate, policy, etc.</li><li>• Final project: participate in a shared virtual project using your area of expertise</li></ul>				
Grading				
Written exam, Oral exam				
Learning hours				
Lectures 0h00	Tutorials 0h00	Lab sessions 40h00	Free labs 0h00	Project 0h00
In person teaching: 40h00				
Taught in English: 100%		SD/SR:	Innovation:	




Technologies for Energy, Aerospace and Motoring Sciences (TEAM)		7TE01	Semester 7	
Energy Management				
Supervisor: Christian CAILLOL			ECTS: 9	
Skills				
At the end of this course, engineering students will be able to:				
<ul style="list-style-type: none"><li>• Use the essential tools to assess the different potential energy sources (from conventional or renewable resources), whether for energy production (thermal or motor systems) or energy-saving strategies in buildings.</li><li>• Apply the main principles of acoustic treatment to building interiors or noisy devices.</li></ul>				
Syllabus				
The main challenges for tomorrow's energy and renewable energies				
Primary resources, final energy consumption in France and worldwide and its impact on the climate. Solar thermal energy: sizing of collectors. Wind energy. Eco-design: principles of life cycle analysis. Bio-fuels.				
Thermal design of buildings				
Thermal optimization of buildings, thermal regulation RE2020. Introduction to HVAC engineering: air exchange, air conditioning.				
Vibration and acoustics				
Determining the vibration modes of simple elements, the reflection and transmission coefficients of acoustic waves. Determining the resonance modes in a room and identifying solutions to dampen them.				
Industrial combustion				
Definition and determination of characteristic combustion parameters. Fuels and oxidizers: stoichiometric combustion equation, equivalence ratio. Analysis of pollutant emissions. Combustion heat and temperature.				
Labs in energetics				
Measurement of flame front velocity and stability diagram. Calorimetry: measurement of the heat of combustion. Study of the efficiency of a solar collector. ThermOptim software: study of a heat pump.				
Grading				
Written exam, Oral exam				
Learning hours				
Lectures 55h00	Tutorials 25h00	Lab sessions 37h30	Free labs 5h00	Project 0h00
In person teaching: 117h30				
Taught in English:  		SD/SR:		Innovation:  









Technologies for Energy, Aerospace and Motoring Sciences (TEAM)		7TE02	Semester 7	
Fluid dynamics				
Supervisor: Nicolas MAZELLIER			ECTS: 9	
Skills				
At the end of this course, engineering students will be able to:				
<ul style="list-style-type: none"><li>• Understand the physical principles of fluid dynamics and heat transfer in different regimes. Being able to apply them in simple configurations.</li><li>• Identify and classify the main types of flows encountered in aerodynamics and understand their effects on aerodynamic performance.</li><li>• Learn about digital and experimental tools in academic or industrial configurations. Being able to choose the most suitable physical models. Know how to carry out an experiment/simulation and criticize the results.</li></ul>				
Syllabus				
1. Gas dynamics Reminder of the equations of motion and energy. Highlighting dimensionless numbers and the notion of similarity. Introduction to compressible flows in perfect fluid; isentropic relationships; shock waves; study of the Laval nozzle.				
2. Boundary layer Dynamic and thermal boundary layer theory, self-similar solutions and scaling laws. Dimensionless numbers characteristic of heat transfers. Reynolds analogy.				
3. External aerodynamics The main phenomena: attached and separated, 2D and 3D, subsonic and supersonic flows. Case of the profile and the wing in incompressible. Linearized potential in compressible; 2D sub and supersonic applications. Application to vehicles and energy systems.				
4. Turbulence Introduction to turbulence. Statistical approach through the Reynolds formalism (RANS). Highlighting the closure problem and introducing the turbulent viscosity model.				
5. Experimental practical work Getting started with measuring instruments in fluid dynamics. Development of a boundary layer. Laminar/turbulent transition. Simple body aerodynamics. Laval nozzle.				
6. Numerical practical work Simulation of turbulent flows on the ANSYS software suite. Getting started with simple cases. Wing profile from Mach 0.3 to Mach 3. Laval nozzle.				
Grading				
Written exam, Oral exam				
Learning hours				
Lectures 50h00	Tutorials 32h30	Lab sessions 35h00	Free labs 8h45	Project 0h00
In person teaching: 117h30				
Taught in English: 		SD/SR:		Innovation: 


Technologies for Energy, Aerospace and Motoring Sciences (TEAM)		7TE03	Semester 7						
<b>Electrical engineering and automatic control</b>									
Supervisor: Guillaume COLIN			ECTS: 6						
<b>Skills</b> At the end of this course, engineering students will be able to: <ul style="list-style-type: none"><li>Modeling 4 electrical machines by their equivalent schemes; associating loads to rotating machines by their mechanical characteristics; measuring electrical powers on networks with linear or non-linear loads; understanding the risks at low voltage below 500 V; implementing the 4 electrical machines; recording the mechanical characteristics of two rotating machines associated with their converter or scalar inverter</li><li>Study of continuous linear dynamic systems and synthesizing equalizers; modeling and identifying a linear system from data; identifying the inputs and limitations of a closed-loop control system; adjusting and operating a PID, introduction to advanced industrial controls</li></ul>									
<b>Syllabus</b> <b>Electrical Engineering</b> Active, reactive and deforming apparent powers on linear and non-linear loads; elements of magnetism applied to current transformers, linear inductances and no-load current of a voltage transformer; ferromagnetic losses and technological solutions. 4 electrical energy conversion machines. Transformer DC machine, AC machines, synchronous and asynchronous. <b>Automatic control</b> Introduction and recaps: definitions, synthesis of a control system. Basic models and responses. Dynamic performance of corrected systems. Continuous control: principles, role, effects and use. Synthesis of PID correctors: tuning, industrial structure. Delayed process, internal model control. <b>Labs</b> Three-phase power measurements and protection of persons; Three-phase transformer; Direct current machine; Asynchronous machine; Speed variation on an asynchronous machine; Synchronous machine and alternator starter test bench; PID regulation of the thermal behavior of a building.									
<b>Grading</b> Written exam, Oral exam									
<b>Learning hours</b> <table><tr><td>Lectures 16h15</td><td>Tutorials 13h45</td><td>Lab sessions 37h30</td><td>Free labs 13h45</td><td>Project 0h00</td></tr></table> In person teaching: 67h30					Lectures 16h15	Tutorials 13h45	Lab sessions 37h30	Free labs 13h45	Project 0h00
Lectures 16h15	Tutorials 13h45	Lab sessions 37h30	Free labs 13h45	Project 0h00					
Taught in English: 		SD/SR:		Innovation: 					

Technologies for Energy, Aerospace and Motoring Sciences (TEAM)		8HT01	Semester 8					
<div>Business English</div>								
Supervisor: Isabelle BEN CHAABANE		ECTS: 4						
<div>Skills</div> <div>At the end of this course, engineering students will be able to:</div> <div><ul style="list-style-type: none"><li>• Use English in the corporate world</li><li>• Reach the B2+ level</li></ul></div>								
<div>Syllabus</div> <div>1 - Business English</div> <div>Various activities involving the use of corporate vocabulary and skills:</div> <div><ul style="list-style-type: none"><li>- Job interview simulations</li><li>- Study of company organigrams, portraits of CEOs, management styles and corporate cultures</li><li>- Meetings and telephoning</li><li>- "Project": Reading and study of a book in English dealing with societal and economic stakes</li></ul></div> <div>2 - TOEIC Preparation</div> <div>2 mock TOEICs. Revision of key grammatical and lexical points</div>								
<div>Grading</div> <div>Written exam, Oral exam</div>								
<div>Learning hours</div> <table><tr><td>Lectures 0h00</td><td>Tutorials 0h00</td><td>Lab sessions 40h00</td><td>Free labs 0h00</td><td>Project 0h00</td></tr></table> <div>In person teaching: 40h00</div>				Lectures 0h00	Tutorials 0h00	Lab sessions 40h00	Free labs 0h00	Project 0h00
Lectures 0h00	Tutorials 0h00	Lab sessions 40h00	Free labs 0h00	Project 0h00				
Taught in English:   		SD/SR:	Innovation:					






Technologies for Energy, Aerospace and Motoring Sciences (TEAM)		8TE01	Semester 8	
Assistant Engineer Project				
Supervisor: Ivan FEDIOUN			ECTS: 4	
Skills				
At the end of this course, engineering students will be able to:				
<ul style="list-style-type: none"><li>• Apply for an assistant engineer position (CV, cover letter, interview)</li><li>• Analyze a customer's needs and expectations and propose a suitable cost-effective solution</li><li>• Build on and consolidate the disciplinary skills acquired during the first two years of training to respond technically to the needs of the project</li><li>• Plan and optimize work (independently and as part of a team) in order to meet performance and meet deadlines</li></ul>				
Syllabus				
Project team recruitment				
<ul style="list-style-type: none"><li>• Consult offers submitted by project managers</li><li>• Build your CV and cover letter accordingly</li><li>• Applying for jobs and preparing for interviews</li></ul>				
Project Management				
<ul style="list-style-type: none"><li>• Introduction to the information retrieval tools required for project management</li><li>• Introduction to drawing up quotations and scientific technical appendices</li><li>• Introduction to audit principles</li></ul>				
Technical implementation support in collaboration with project managers				
Design and production of experimental and/or digital databases				
Contribute to writing technical reports				
Attendance at progress meetings				
Assessment of acquired skills (written + oral)				
Grading				
Thesis, Oral exam				
Learning hours				
Lectures 0h30	Tutorials 3h45	Lab sessions 0h45	Free labs 86h15	Project 0h00
In person teaching: 5h00				
Taught in English: 		SD/SR: 	Innovation: 	




Technologies for Energy, Aerospace and Motoring Sciences (TEAM)		8TE02	Semester 8	
Engine and propulsion systems				
Supervisor: Pierre BREQUIGNY		ECTS: 9		
Skills				
At the end of this course, engineering students will be able to:				
<ul style="list-style-type: none"><li>• Understand the main parameters impacting the operation of an internal combustion engine (ICE)</li><li>• Carry out an analysis of the combustion process in an ICE</li><li>• Carry out the pre-sizing of an air breathing or rocket propulsion system</li></ul>				
Syllabus				
Internal Combustion Engine				
Thermodynamic cycles, efficiencies, energy calculation				
Study of the compression phase, assess wall heat losses, wall temperature, hypothesis & limits				
Heat Release and Heat Release rate (HRR) calculation growth and net, wall heat losses, energy model closure				
HRR Wiebe model, premixed and diffusion combustion. Adjusting the model to fit experimental data				
Lab session on engine test benches				
Aircraft and Rocket Propulsion				
Main components, architecture, principles				
Thermodynamic and mechanical sizing of a turbojet/fan				
Performances calculation of rocket and aircraft engines				
Projctcts on a virtual engine test bench: control and thermodynamics				
Grading				
Written exam, Oral exam				
Learning hours				
Lectures 61h15	Tutorials 6h15	Lab sessions 52h30	Free labs 18h45	Project 0h00
In person teaching: 120h00				
Taught in English:   		SD/SR:	  	Innovation:  




Technologies for Energy, Aerospace and Motoring		8TE03	Semester 8
Sciences (TEAM)			
Numerical and experimental tools for the engineer			
Supervisor: Pierre-Yves PASSAGGIA			ECTS: 4
Skills			
At the end of this course, engineering students will be able to:			
<ul style="list-style-type: none"><li>Select a particular type of sensor to measure a specific type of physical phenomenon. Perform the acquisition and visualisation of a signal from an experiment. Numerical analysis of different signals (statistics, spectral analysis, filtering)</li><li>Interpolate, approximate and integrate multivariate functions.</li><li>Perform optimisation methods to determine local and global minima using simplex and Lagrange multipliers methods.</li></ul>			
Syllabus			
Signal acquisition and processing			
<ul style="list-style-type: none"><li>- Signal processing: Fourier analysis, auto- and cross-correlations, Parseval and Wiener theorem, introduction to wavelets.</li><li>- Lab sessions using Matlab: Acquisition, and visualisation of a signal using a microphone. Processing and analysis from acoustics, engines, and fluid mechanics.</li><li>- Sensor technology and acquisition methods.</li></ul>			
Interpolation and filtering			
<ul style="list-style-type: none"><li>- Interpolation, nodal approximation, polynomial expansions, spline methods.</li><li>- Numerical integration.</li><li>- Least-squares methods.</li></ul>			
Optimisation			
<ul style="list-style-type: none"><li>- Local and global minima analysis of multivariate functions.</li><li>- Constrained optimisation.</li><li>- Lagrange multipliers method.</li></ul>			
Grading			
Written exam, Oral exam			
Learning hours			
Lectures 16h15	Tutorials 0h00	Lab sessions 28h45	Free labs 6h15
Project 0h00			
In person teaching: 45h00			
Taught in English: 		SD/SR:	Innovation:




## 5th year / Master 2 courses

TU Code	Title of the Teaching Unit (TU)	Learning hours	ECTS
<b>TECHNOLOGIES for ENERGY, AEROSPACE and MOTORING SCIENCES (TEAM)</b>		<b>732,50</b>	<b>60</b>
<b>5th year TEAM 1st semester ( September- December) S9</b>		<b>282,50</b>	<b>30</b>
1 English Teaching Unit according to validated TOEIC level			
9HT02	Intercultural communication	22,5	2
9HT03	Intercultural communication debating society	10	2
9LVA1	German (not for beginners)	28	2*
9LVE1	Spanish (not for beginners)	28	2*
2 Teaching Unit amongst 5			
9TE11	Turbulence and advanced CFD	70	8
9TE12	Multiphysics coupling in aerodynamics	70	8
9TE13	Combustion and applications	70	8
9TE14	Control of Energetic System	70	8
9TE15	Energetic systems	70	8
To be chosen according to status			
9TE16	Engineer project - phase 1	100	9
<b>5th year TEAM 2nd semester (January – September) S10</b>		<b>450</b>	<b>30</b>
To be chosen function of S9			
AHT01	Operational management	36,25	2
ATE05	Engineer project - phase 2	70	3
1 Teaching Unit amongst 3			
ATE02	Gas dynamics	70	5
ATE03	Powertrain	70	5
ATE04	Buildings energy	70	5
ATE06	Engineer project	170	10
ASTE1	Engineer intership	0	20






Technologies for Energy, Aerospace and Motoring Sciences (TEAM)		9TE11	Semester 9						
<h1>Turbulence and advanced CFD</h1>									
Supervisor: Ivan FEDIOUN			ECTS : 8						
<b>Skills</b> At the end of this course, engineering students will be able to: <ul style="list-style-type: none"><li>• Describe, understand, and analyse turbulent flow phenomena.</li><li>• Use the necessary tools for the analysis of experimental databases and numerical simulations.</li><li>• Select and perform different levels of descriptions/physical modelling (ILES, LES, DES, RANS) upon available computing resources.</li><li>• Use the ANSYS/FLUENT software suite for the simulation of turbulent flows and their optimisation.</li></ul>									
<b>Syllabus</b> <b>Experimental labs and signal analysis</b> Grid and jet turbulence, hot-wire measurements - Signal analysis of experimental data (spectral analysis, first-to-fourth order statistical moments). Analysis of PIV databases (provided by the professor). <b>Statistical modelling of turbulence (RANS)</b> Statistical tools - Reynolds- Averaged Navier-Stokes equations - Closure problem and solutions - Transport equations of turbulent quantities - Newtonian closure and its consequences - Turbulent viscosity models - Wall laws. <b>Physics of turbulence</b> One-point/two-point statistics - Eulerian microscales integral lengthscales - Energy and enstrophy spectra in homogeneous and isotropic turbulence - Kolmogorov theory (K41). <b>Large-eddy simulation</b> Explicit and implicit filtering - Filtering induced by the numerical scheme - Sub-grid scale modelling for large-eddy simulations. <b>CFD Labs</b> RANS and LES simulations, shape and turbulence model optimisation.									
<b>Grading</b> Written exam, Oral exam									
<b>Learning hours</b> <table><tr><td>Lectures 28h45</td><td>Tutorials 0h00</td><td>Lab sessions 31h15</td><td>Free labs 0h00</td><td>Project 10h00</td></tr></table> In person teaching: 70h00					Lectures 28h45	Tutorials 0h00	Lab sessions 31h15	Free labs 0h00	Project 10h00
Lectures 28h45	Tutorials 0h00	Lab sessions 31h15	Free labs 0h00	Project 10h00					
Taught in English: 		SD/SR:		Innovation: 					




Technologies for Energy, Aerospace and Motoring Sciences (TEAM)		9TE12	Semester 9	
Multiphysics coupling in aerodynamics				
Supervisor: Pierre-Yves PASSAGGIA		ECTS: 8		
Skills				
At the end of this course, engineering students will be able to:				
• Describe fundamental physical phenomena associated with aeroacoustics (aerodynamic noise), aeroelasticity (fluid-structure interaction), and high-speed flows (where high enthalpies are reached).				
Syllabus				
Aeroacoustics				
General concepts of aerodynamic noise, fields of application, sound propagation in the presence of flow in an inhomogeneous medium, methods for calculating radiated noise, noise sources, interaction between flow and acoustics				
Aeroelasticity				
Description and analysis of steady and unsteady aerodynamics coupled to deformable structures, key physical characteristics of the statics and dynamics of objects (airfoils, wings, building), subject to elastic, inertial, and aerodynamic forces, at the origin of static divergence and aerodynamic flutter:				
High-speed aerodynamics				
Description, analysis, and simulation of very high-speed flows where heating effects dominate aerodynamics, for instance, during reentry flight phases and hypersonic flight regimes.				
Adjoint-based sensitivity analysis				
Mathematical techniques for Lagrangian-based sensitivity analysis of physical models towards optimisation and flow control. Mathematical analysis of sensitivity equations for optimisation and physical analysis. Application to static, dynamic, nonlinear and 3D unsteady problems. Shape and turbulence models optimisation.				
Grading				
Written exam, Oral exam				
Learning hours				
Lectures 27h30	Tutorials 42h30	Lab sessions 0h00	Free labs 6h15	Project 0h00
In person teaching: 70h00				
Taught in English: 		SD/SR: 	Innovation: 	




Technologies for Energy, Aerospace and Motoring Sciences (TEAM)		9TE13	Semester 9					
<div>Combustion and applications<sup>2</sup></div>								
Supervisor: Christine MOUNAIM-ROUSSELLE		ECTS : 8						
<div>Skills</div> <div>At the end of this course, engineering students will be able to:</div> <div><ul style="list-style-type: none"><li>Acquire the requisite knowledge to describe, understand and analyze laminar and turbulent combustion phenomena involving in industrial applications</li><li>Know the basic mechanisms determining the formation and reduction of pollutant emission</li><li>Identify parameters influencing heat release and the formation of the main pollutants (soot, NOx) for applications such as internal combustion engines, thermal power plants (coal, gas, biofuels) and turbines. Know how to vary parameters to optimize the working of the energy system</li><li>Use CFD software to simulate a complex system</li><li>Acquire an overview of the tools allowing characterizing a reactive or non-reactive turbulent flow (measurement techniques and post-processing tools).</li></ul></div>								
<div>Syllabus</div> <div>Theory</div> <div>Combustion chemistry (thermodynamics applied to chemistry, chemical kinetics) ; Self-ignition (theory, measurement methods, examples of detailed modeling) ; Premixed and diffusion flames (flammability limit, flame stabilization, extinction parameters, propagation velocity, flame thickness, ...) ; Flame/turbulence interactions ; Models for premixed and diffusion turbulent flames ; Combustion high-energy materials and explosives ; Pollutant formation and post-treatment systems ; Examples of combustion phenomena and pollutant formation with recent technologies ; Introduction to experimental techniques allowing to characterize a reactive or non-reactive turbulent eddy flow</div> <div>Practice</div> <div>Use of Image processing (Matlab); Use of CHEMKIN software (chemical kinetic) ; Application of notions tackled through 3D calculation codes (FLUENT or CONVERGE)</div> <div>Autonomous supervised project</div> <div>Students will work by group on a project dedicated to the description and the understanding of an accidental combustion phenomenon ; A guided project devoted to the characterization of acoustically perturbed flames using post-processing tools will be proposed.</div>								
<div>Grading</div> <div>Written exam, Oral exam</div>								
<div>Learning hours</div> <table><tr><td>Lectures 37h30</td><td>Tutorials 3h45</td><td>Lab sessions 28h45</td><td>Free labs 2h30</td><td>Project 0h00</td></tr></table> <div>In person teaching: 70h00</div>				Lectures 37h30	Tutorials 3h45	Lab sessions 28h45	Free labs 2h30	Project 0h00
Lectures 37h30	Tutorials 3h45	Lab sessions 28h45	Free labs 2h30	Project 0h00				
Taught in English: 		SD/SR: 	Innovation: 					




Technologies for Energy, Aerospace and Motoring Sciences (TEAM)		9TE14	Semester 9					
<h1>Control of Energetic System</h1>								
Supervisor: Guillaume COLIN		ECTS: 8						
<h2>Skills</h2> <p>At the end of this course, engineering students will be able to:</p> <ul style="list-style-type: none"><li>• Master engine control systems, control strategies and the associated control devices (sensors, actuators, controllers);</li><li>• Implement control strategies for internal combustion engines;</li><li>• Apply the knowledge acquired in class to the tuning and control of internal combustion engines on a test bench, an actuator bench or via simulation;</li><li>• Perform energy balance on a hybrid vehicle and generate an energy management strategy (heuristic, optimal).</li></ul>								
<h2>Syllabus</h2> <h3>Theory</h3> <ul style="list-style-type: none"><li>• History of engine control: carburetor, mechanical injection</li><li>• State of the art: sensors, actuators, hardware and software, strategies...</li><li>• Spark ignition engine control: basic strategies, pollution, knock, idle, start, cold start, drivability...</li><li>• Diesel engine control: history, high pressure pumps and injectors, common rail control</li><li>• Control Development methods. Embedded networks. Embedded models</li><li>• Automatic control: PID control and advanced control. Control based on physical or heuristic models, torque control.</li><li>• Hybrid vehicles: definitions, issues, energy management (heuristic, optimal, Equivalent Consumption Minimization Strategy)</li></ul> <h3>Practice</h3> <ul style="list-style-type: none"><li>• Tuning an internal combustion engine: 3 labs including 2 on a real engine test bench</li><li>• Engine control: 3 labs, 1 of which on an actuator bench system and 1 on a real engine test bench</li><li>• Energy management of an hybrid vehicle (1 lab on a roller bench)</li></ul> <h3>Mini-project</h3> <p>Pre-sizing the technical elements of an Hybrid Electric Vehicle and designing the energy management with the softwares Amesim and Simulink.</p>								
<h2>Grading</h2> <p>Written exam, Oral exam</p>								
<h2>Learning hours</h2> <table><tr><td>Lectures 17h30</td><td>Tutorials 0h00</td><td>Lab sessions 52h30</td><td>Free labs 28h45</td><td>Project 0h00</td></tr></table> <p>In person teaching: 70h00</p>				Lectures 17h30	Tutorials 0h00	Lab sessions 52h30	Free labs 28h45	Project 0h00
Lectures 17h30	Tutorials 0h00	Lab sessions 52h30	Free labs 28h45	Project 0h00				
Taught in English: 		SD/SR: 	Innovation: 					









Technologies for Energy, Aerospace and Motoring Sciences (TEAM)		9TE15	Semester 9	
Energetic systems				
Supervisor: Camille HESPEL		ECTS: 8		
Skills				
At the end of this course, engineering students will be able to:				
<ul style="list-style-type: none"><li>• Size of power generation systems</li><li>• Apply the concepts of security and nuclear safety</li><li>• Use business software to perform a life cycle analysis</li></ul>				
Syllabus				
Energy geopolitics				
<ul style="list-style-type: none"><li>• Situation and issues: primary energy, eqCO2 emissions, standard, 1.5°C objective</li><li>• Energy mix: nuclear, renewable energy, other</li><li>• Role of new energy carriers: hydrogen, ammonia</li></ul>				
Renewable energies				
<ul style="list-style-type: none"><li>• Photovoltaics: technology and sizing</li><li>• Wind power: technology and sizing</li><li>• Solar thermal: technology, sizing and return on investment</li></ul>				
Advanced thermodynamics				
<ul style="list-style-type: none"><li>• Joule cycle and cogeneration</li><li>• Rankine cycle with or without superheat</li></ul>				
Life cycle analysis				
<ul style="list-style-type: none"><li>• Introduction to software (Gabi, simapro or greet)</li><li>• Compare different scenarios</li></ul>				
Visit to a plant or company				
Sites already visited: nuclear and thermal power plant, wood-fired heating plant, Artenay sugar refinery, La Renardière site (EDF), photovoltaic plant, POWIDIAN company				
Grading				
Written exam, Oral exam				
Learning hours				
Lectures 50h00	Tutorials 20h00	Lab sessions 0h00	Free labs 11h15	Project 0h00
In person teaching: 70h00				
Taught in English:  		SD/SR:  	Innovation: 	

Technologies for Energy, Aerospace and Motoring Sciences (TEAM)		9TE16	Semester 9	
Engineer project - phase 1				
Supervisor: Ivan FEDIOUN		ECTS : 9		
Skills				
At the end of this course, engineering students will be able to:				
<ul style="list-style-type: none"><li>• Conduct an engineering project to answer an industrial or research problem.</li><li>• Develop, consolidate, and apply the skills developed during the engineering curriculum.</li><li>• Establish technical specifications, and management plans, and work autonomously.</li><li>• Regular follow-up meeting organisation with the industrial/academic partners.</li><li>• Synthetise work progress and deliver both presentations and written reports.</li></ul>				
Syllabus				
Project Phase 1				
<ul style="list-style-type: none"><li>• Project selection.</li><li>• Contact the industrial or academic partner and establish the technical specifications of the study.</li><li>• Tasks and meeting planning.</li><li>• Tools and resource identifications that are required to accomplish the tasks.</li><li>• Risk and alternative solutions planning.</li><li>• Technical work realisation for each task.</li><li>• Update on work advancement, providing backup solutions when necessary.</li></ul>				
Grading				
Thesis, Oral exam				
Learning hours				
Lectures 0h00	Tutorials 12h00	Lab sessions 0h00	Free labs 1h15	Project 0h00
In person teaching: 12h00				
Taught in English: 		SD/SR: 	Innovation: 	

Technologies for Energy, Aerospace and Motoring Sciences (TEAM)		ATE02	Semester 10
Gas dynamics			
Supervisor: Azeddine KOURTA		ECTS: 5	
Skills			
At the end of this course, engineering students will be able to:			
<ul style="list-style-type: none"><li>Have acquired a comprehensive understanding of the physical phenomena present in flows at speeds ranging from high subsonic to hypersonic.</li><li>Understand the mathematical properties of Euler's equations (hyperbolicity, characteristics) in numerical shock-capture schemes (FVS, FDS). The main schemes. Initiation into FORTRAN programming.</li></ul>			
Syllabus			
Part 1: Dynamics of high-speed			
<ul style="list-style-type: none"><li>Recap of the 4th year course on thermodynamics, the Euler system, straight shocks</li><li>1D instationary flows: characteristics, Riemann invariants, shock tube; solution to the Riemann problem</li><li>2D stationary flows: oblique shocks, intersection of shocks, Mach disc. Expansion fan, Prandtl-Mayer equation, Linearized supersonic theory, Characteristics, Cauchy problem</li></ul>			
Part 2: Numerical methods to solve Euler's equations			
<ul style="list-style-type: none"><li>Scalar hyperbolic conservation equations: characteristics and compatibility relation, monotone conservative schemes. Weak solutions and Rankine-Hugoniot condition. Entropy solutions</li><li>Recap on the Euler 1D system: conservative variables, primitives, characteristics, transition matrices, Riemann invariants</li><li>First-order 'upwind' finite-volume schemes based on flow decomposition (FVS) and approximate Riemann solvers (FDS)</li><li>Second-order extension: MUSCL approach, TVD schemes and flow limiters</li></ul>			
Part 3: Machine applications in FORTRAN			
<ul style="list-style-type: none"><li>Linear convection: programming, management of the boundary conditions</li><li>Burgers' equation: Riemann problem with compressive or expansive initial conditions. Programming Lax-Friedrichs schemes and CIR with a constant time-step</li><li>The Sod shock tube with fixed boundary conditions. Non-reflective, reflective , mixed boundary conditions. Roe scheme with Harten's entropy correction, adaptive time-step</li></ul>			
Grading			
Written exam			
Learning hours			
Lectures 25h00	Tutorials 45h00	Lab sessions 0h00	Free labs 12h30
Project 0h00			
In person teaching: 70h00			
Taught in English: 		SD/SR: 	Innovation: 

Technologies for Energy, Aerospace and Motoring Sciences (TEAM)		ATE03	Semester 10					
<h1>Powertrain</h1>								
Supervisor: Pascal HIGELIN		ECTS: 5						
<h2>Skills</h2> <p>At the end of this course, engineering students will be able to:</p> <ul style="list-style-type: none"><li>• Understand physical and chemical processes during combustion and scavenging in internal combustion engines.</li><li>• Understand the reactions of a powertrain when changing its operating parameters using modeling.</li><li>• Build an internal combustion engine model. Optimise powertrain sizing and settings under efficiency, power output and emission constraints.</li><li>• Understand electrified powertrain energy management</li></ul>								
<h2>Syllabus</h2> <h3>Combustion</h3> <p>Thermochemistry and chemistry kinetics applied to combustion. Internal combustion engines aerodynamics. Air/fuel mixture preparation. Auto ignition. Premixed and diffusion flames.</p> <h3>Thermodynamic models</h3> <p>Classification of thermodynamic models. Validity limits. One zone, 2 zones and multizone models. Heat losses to the walls.</p> <h3>Combustion models</h3> <p>Semi-empiric Vibé model. Physical combustion models in spark ignition engines. Physical combustion models in compression ignition engines.</p> <h3>Turbocharging</h3> <p>Static and dynamic turbocharger models. Compressor / turbine adaptation. Pumping limit.</p> <h3>Electrification</h3> <p>Global characteristics of electric machines. Series, parallel, power split hybridization. Batteries and energy management. CAN network and powertrain supervision.</p>								
<h2>Grading</h2> <p>Written exam, Oral exam, Report</p>								
<h2>Learning hours</h2> <table><tr><td>Lectures 22h30</td><td>Tutorials 42h30</td><td>Lab sessions 0h00</td><td>Free labs 0h00</td><td>Project 5h00</td></tr></table> <p>In person teaching: 70h00</p>				Lectures 22h30	Tutorials 42h30	Lab sessions 0h00	Free labs 0h00	Project 5h00
Lectures 22h30	Tutorials 42h30	Lab sessions 0h00	Free labs 0h00	Project 5h00				
Taught in English: 		SD/SR: 	Innovation: 					

Technologies for Energy, Aerospace and Motoring Sciences (TEAM)		ATE04	Semester 10	
Buildings energy				
Supervisor: Jean-Michel FAVIE		ECTS : 5		
Skills				
At the end of this course, engineering students will be able to:				
<ul style="list-style-type: none"><li>Identify the professional elements (human, technical) linked to the work of a project manager specialized in renewable energy and building heat transfer.</li><li>Manage the different norms, state of the art of technology (current and sustainable), innovative production techniques, and environmentally friendly practices.</li></ul>				
Syllabus				
Environnemental norms, reglementations and requirements				
Thermal control, durable architecture, agenda XXI. Project management. Environmental footprint and life cycle analysis.				
Audit and thermal diagnostics				
Environmental audit, energy-performance diagnostics, carbon footprint budget. Project management assistant and eco-friendly improvements				
Passive energy				
Classical and bio-sourced materials. Architecture, screens, waterspout wall.				
Renewable energies				
Solar-thermal heating, wind turbines, geothermal and bio-mass, energy mix.				
Heat exchangers				
Wood energy and heat pumps.				
Grading				
Written exam, Oral exam, Report				
Learning hours				
Lectures 40h00	Tutorials 26h15	Lab sessions 3h45	Free labs 29h00	Project 0h00
In person teaching: 70h00				
Taught in English: 		SD/SR: 	Innovation: 	







Technologies for Energy, Aerospace and Motoring Sciences (TEAM)		ATE05	Semester 10	
Engineer project - phase 2				
Supervisor: Ivan FEDIOUN		ECTS : 3		
Skills				
At the end of this course, engineering students will be able to:				
<ul style="list-style-type: none"><li>• Conduct an engineering project to answer an industrial or research problem.</li><li>• Develop, consolidate, and apply the skills developed during the engineering curriculum.</li><li>• Establish technical specifications, and management plans, and work autonomously.</li><li>• Regular follow-up meeting organisation with the industrial/academic partners.</li><li>• Synthethise work progress and deliver both presentations and written reports.</li></ul>				
Syllabus				
First part : corresponds to "Phase 1"				
Second part : Tasks completion, presentations and deliverables				
<ul style="list-style-type: none"><li>• Team selection (with 4th year students), presentation of the previous work done and tasks allocation.</li><li>• Technical work realisation.</li><li>• Update on the advancement of the project with backup solutions if necessary.</li><li>• Deliverables including the final report and oral presentation of the final product/results.</li></ul>				
Grading				
Thesis, Oral exam				
Learning hours				
Lectures 0h00	Tutorials 10h00	Lab sessions 0h00	Free labs 3h45	Project 0h00
In person teaching: 10h00				
Taught in English: 		SD/SR: 	Innovation: 	



# Automotive Engineering for Sustainable Mobility (AESM)









TU Code	Title of the Teaching Unit (TU)	Learning hours	ECTS
<b>AUTOMOTIVE ENGINEERING for SUSTAINABLE MOBILITY (AESM)</b>		<b>664</b>	<b>60</b>
<b>1st year AESM - Semester 1</b>		<b>347</b>	<b>30</b>
1AE01	Trends in Automotive Transportation and Sustainable Mobility	10	1
1AE02	Scientific pre-requisite	50	5
1AE03	Electrical engineering	50	5
1AE04	IT: programming	50	5
1AE05	Advanced physics	50	5
1AE06	French culture and language	70	4
One Teaching Unit of your choice according to option ECM or VDIV			
1AE07	Vehicle Dynamics 1	65	5
1AE08	Internal combustion engines	65	5
<b>1st year AESM - Semester 2</b>		<b>317</b>	<b>30</b>
2AE01	Acquisition systems and signal processing	50	5
2AE02	Real Time Programming	50	5
2AE03	Control and simulation of powertrains	35	5
2AE04	Project	130	10
One Teaching Unit of your choice according to option ECM or VDIV			
2AE05	Control and on-board diagnostics applied to internal combustion engines	50	5
2AE06	Control and on-board diagnostics applied to vehicle dynamics	50	5







Automotive Engineering and Sustainable Mobility (AESM)		1AE01	Semester 1					
<div>Trends in Automotive Transportation and sustainable Mobility</div>								
Supervisor: Luis LE MOYNE		ECTS: 1						
<div>Skills</div> <div>At the end of this course, engineering students will be able to:</div> <div><ul style="list-style-type: none"><li>• Understand transport geo-politics.</li><li>• Understand the inventory of resources.</li><li>• Recognize operational actors in the transport sector.</li></ul></div>								
<div>Syllabus</div> <div><ul style="list-style-type: none"><li>• Sustainable mobility.</li><li>• Environmental incentives.</li><li>• Well-to-wheels CO2 analysis.</li><li>• Areas for technology improvements.</li></ul></div>								
<div>Grading</div> <div>Written exam</div>								
<div>Learning hours</div> <table><tr><td>Lectures 10h00</td><td>Tutorials 0h00</td><td>Lab sessions 0h00</td><td>Free labs 1h15</td><td>Project 0h00</td></tr></table> <div>In person teaching: 10h00</div>				Lectures 10h00	Tutorials 0h00	Lab sessions 0h00	Free labs 1h15	Project 0h00
Lectures 10h00	Tutorials 0h00	Lab sessions 0h00	Free labs 1h15	Project 0h00				
Taught in English: 		SD/SR:  	Innovation:   					




Automotive Engineering and Sustainable Mobility (AESM)		1AE02	Semester 1	
Scientific pre-requisite				
Supervisor: Meryem JABLOUN			ECTS: 5	
Skills				
At the end of this course, engineering students will be able to:				
<ul style="list-style-type: none"><li>Acquire skills and an understanding of mathematical tools necessary for studying and exploring characteristics of linear systems.</li></ul>				
Syllabus				
Fourier series decomposition				
Perform Fourier Series decomposition on continuous-time periodic signals and understand Gibbs phenomenon				
Linear differential equations				
Solve linear differential equations: 1st and 2nd order cases: illustration and application to physical systems				
Grading				
Written exam				
Learning hours				
Lectures 28h45	Tutorials 21h15	Lab sessions 0h00	Free labs 1h15	Project 0h00
In person teaching: 50h00				
Taught in English:  		SD/SR:	Innovation:	









Automotive Engineering and Sustainable Mobility (AESM)		1AE03	Semester 1	
Electrical engineering				
Supervisor: Emmanuel BEURUAY		ECTS: 5		
Skills				
At the end of this course, engineering students will be able to:				
<ul style="list-style-type: none"><li>• Understand electrical and magnetism principles occurring in electrical motors divided in two parts: electrical motors and the dedicated converters.</li><li>• Understand the inner working of continuous and synchronous motors.</li><li>• Quantify the electrical efficiencies using active power, reactive power, apparent power, distortion power and power factor.</li></ul>				
Syllabus				
<ul style="list-style-type: none"><li>• Power: quantifying yields and efficiencies.</li><li>• Active, reactive, apparent, distortion power, power factor.</li><li>• Three phased system grid.</li><li>• Harmonic aspects in power and electromagnetic pollution.</li><li>• Magnetism applied to electrical motors. Loss reduction in permanent magnet rotors of synchronous machines.</li><li>• Continuous motors and AC/DC, DC/DC converters integrated power electronics. Step down and the step up chopper structures.</li><li>• Synchronous motors in servo synchronous machines with Pulse Width Modulator frequency converter.</li><li>• Four practical sessions illustrate three kinds of motors and transformer needed in industrial processes.</li></ul>				
Grading				
Written exam, Oral exam				
Learning hours				
Lectures 13h45	Tutorials 10h00	Lab sessions 26h15	Free labs 0h00	Project 0h00
In person teaching: 50h00				
Taught in English: 		SD/SR: 	Innovation: 	

Automotive Engineering and Sustainable Mobility (AESM)		1AE04	Semester 1	
IT: programming				
Supervisor: Rachid JENNANE		ECTS: 5		
Skills				
At the end of this course, engineering students will be able to:				
<ul style="list-style-type: none"><li>Analyze a problem</li><li>Propose an algorithm</li><li>Develop an architecture for a problem</li><li>Use a development environment and a C/C++ compiler</li></ul>				
Syllabus				
Basics				
<ul style="list-style-type: none"><li>Structure of a program in C language</li><li>Basic elements (character, type, constants, variables, blocs, etc.)</li><li>Instructions and Operators</li><li>Conditional structures, iterative structures and connections, etc.</li><li>Pointers and dynamic variables</li><li>Arrays</li><li>Strings</li><li>Functions, passing parameters: by value, by reference and by address</li></ul>				
Object oriented programming				
<ul style="list-style-type: none"><li>Structure of a program in C++ language</li><li>Classes</li><li>Member variables and member functions</li><li>Specialized constructors</li><li>Overloaded functions and operators</li><li>Data stream</li><li>Abstract class</li><li>Generic classes</li></ul>				
Grading				
Written exam				
Learning hours				
Lectures 16h15	Tutorials 0h00	Lab sessions 33h45	Free labs 0h00	Project 0h00
In person teaching: 50h00				
Taught in English: 		SD/SR: 	Innovation: 	

Automotive Engineering and Sustainable Mobility (AESM)		1AE05	Semester 1	
Advanced physics				
Supervisor: Azeddine KOURTA		ECTS: 5		
Skills				
At the end of this course, engineering students will be able to:				
<ul style="list-style-type: none"><li>• Understand the inner working of power electronics</li><li>• Understand basic automotive aerodynamics</li><li>• Solve 1st and 2nd principle based thermodynamic problems</li></ul>				
Syllabus				
Power electronics				
<ul style="list-style-type: none"><li>• Semi-conductor physics</li><li>• Power MOS</li><li>• IGBT</li></ul>				
Automotive aerodynamics				
<ul style="list-style-type: none"><li>• Basics of aerodynamics</li><li>• Specificities of automotive aerodynamics</li><li>• Wind tunnel experiments</li></ul>				
Thermodynamics				
<ul style="list-style-type: none"><li>• 1st and 2nd principle of thermodynamics</li><li>• Ideal gases</li><li>• Basic engine cycles</li></ul>				
Grading				
Written exam, Report				
Learning hours				
Lectures 32h30	Tutorials 13h45	Lab sessions 3h45	Free labs 0h00	Project 0h00
In person teaching: 50h00				
Taught in English: 		SD/SR: 	Innovation: 	


Automotive Engineering and Sustainable Mobility (AESM)		1AE06	Semester 1	
French culture and language				
Supervisor: Geanina BOUTONNE		ECTS: 4		
Skills				
At the end of this course, engineering students will be able to:				
<ul style="list-style-type: none"><li>• Understand spoken french and speak basic sentences.</li><li>• Read and write basic french.</li><li>• Hold a basic conversation.</li></ul>				
Syllabus				
<ul style="list-style-type: none"><li>• French language sounds</li><li>• French grammar</li><li>• French conjugation</li><li>• Interactive discussions in French</li></ul>				
Grading				
Written exam, Oral exam				
Learning hours				
Lectures 0h00	Tutorials 70h00	Lab sessions 0h00	Free labs 0h00	Project 0h00
In person teaching: 70h00				
Taught in English:		SD/SR:	Innovation:	




Automotive Engineering and Sustainable Mobility (AESM)		1AE07	Semester 1	
Vehicle Dynamics 1				
Supervisor: Pascal HIGELIN			ECTS: 5	
Skills				
At the end of this course, engineering students will be able to:				
<ul style="list-style-type: none"><li>• Understand vocabulary, technology and general issues and goals of vehicle dynamics applied to passenger cars.</li><li>• Choose and model a tire. Design or choose front and rear axles technologies according to an expected behavior. Design suspension systems and anti roll bars.</li><li>• Model the behavior of a car using several numerical models, and compare them to real world test measurements.</li><li>• Conduct experimental measurements on a real axle or a complete vehicle to obtain the variation of the geometrical characteristics length and angles for roll, pumping and pitching.</li></ul>				
Syllabus				
<ul style="list-style-type: none"><li>• Generalities: SAE Coordinate System. Definition of specific vocabulary. Motion variables. Basic geometry of an Axle (toe, caster, camber, kingpin etc. ) and its effect on drivability.</li><li>• Tire: Constitution and behavior. Vertical, longitudinal and lateral modelling. Auto-align torque. Pacejka Model and introduction to TM Easy Model.</li><li>• Axle: Kinematics modelling of various axle using the theory of the mechanism. Suspension steer and roll properties. Analysis of the design effects on the change of characteristic angles and length (toe, camber etc.) as a function of pumping and rolling. Roll Center of an axle.</li><li>• Vertical behavior and suspension design. Spring and shock absorber design for sprung mass, un-sprung mass control in the case of pitching and pumping behavior.</li><li>• Transversal Behavior: Ackermann Geometry. Jeantaud's steering system. Bicycle Model. Over steer coefficient, characteristic speed, yaw speed gain. Roll Stiffness of an axle. Roll Flexibility. Lateral Load Transfer. Anti-roll bar design.</li><li>• Numerical simulations and comparison to real test results using several models (Simulink, Thesis).</li><li>• Practical work 1: Experimental measurements and modeling of the kinematics roll effects on camber and steering angle for the H-Frame axle.</li><li>• Practical Work 2: Experimental measurement of suspension steer, roll effect and pitch effect on the geometrical characteristic angles, for a complete car, in case of pure pumping.</li></ul>				
Grading				
Written exam, Oral exam, Report				
Learning hours				
Lectures 35h00	Tutorials 22h30	Lab sessions 7h30	Free labs 0h00	Project 0h00
In person teaching: 65h00				
Taught in English: 		SD/SR:		Innovation: 

Automotive Engineering and Sustainable Mobility (AESM)		1AE08	Semester 1	
Internal combustion engines				
Supervisor: Pascal HIGELIN		ECTS: 5		
Skills				
At the end of this course, engineering students will be able to:				
<ul style="list-style-type: none"><li>Understand the physical and chemical processes occurring during combustion and scavenging in internal combustion engines. Understand the behavior of an engine when changing its settings using modeling.</li><li>Be able to build an internal combustion engine model. Be able to optimize the size and settings of an engine performance under efficiency, power, emission constraints using modeling.</li></ul>				
Syllabus				
<ul style="list-style-type: none"><li>Combustion: Thermochemistry and Kinetics applied to combustion. The self-ignition. Premixed flames, flammability limits, flame stability, turbulent combustion. Diffusion flames, biphasic combustion. Internal aerodynamics of an engine. Mixture preparation, requirements of spark ignition and self-ignition, initiation and propagation of combustion (definition of core burning speeds), formation of pollutants. Identification of engine manufacturers needs in terms of fundamentals.</li><li>Thermodynamic models: Classification of thermodynamic models: air cycle models, one and two zone models, multizone models. Combustion chamber walls losses models. Limits of validity.</li><li>Combustion models: semi-empirical combustion models, application to spark ignition engines. Extension to compression ignition engines. Combustion models for spark ignition engines. Combustion models for compression-ignition engines (spray patterns, combustion models in the premix and diffusion phase).</li><li>Scavenging models: filling/emptying models and acoustic 1D intake/exhaust. Boundary conditions: open tubing, closed, partially open junctions. Consideration of thermal losses and friction to the walls. Filling efficiency curves reconstruction.</li><li>Specific Tool: Matlab/Simulink, GTpower, CHEMKIN.</li></ul>				
Grading				
Written exam, Oral exam, Report				
Learning hours				
Lectures 16h15	Tutorials 41h15	Lab sessions 7h30	Free labs 0h00	Project 0h00
In person teaching: 65h00				
Taught in English:   		SD/SR:	  	Innovation:  









Automotive Engineering and Sustainable Mobility (AESM)		2AE01	Semester 2	
Acquisition systems and signal processing				
Supervisor: Philippe RAVIER			ECTS: 5	
Skills				
At the end of this course, engineering students will be able to:				
<ul style="list-style-type: none"><li>• Mastering Analog to Digital conversion for digital systems</li><li>• Mastering the Fourier Transform for spectral analysis of the data</li><li>• Selecting and implementing an FIR or IIR filter on a dedicated hardware or software architecture</li></ul>				
Syllabus				
Signal processing basics				
<ul style="list-style-type: none"><li>• Analog and digital representation, Shannon theorem</li><li>• Time and frequency representation</li><li>• Fourier transform</li><li>• Noise processing</li></ul>				
Digital filtering				
<ul style="list-style-type: none"><li>• Z transform for digital signals</li><li>• Transverse filters</li><li>• Recursive filters</li></ul>				
Grading				
Written exam				
Learning hours				
Lectures 20h00	Tutorials 20h00	Lab sessions 10h00	Free labs 0h00	Project 0h00
In person teaching: 50h00				
Taught in English: 100%		SD/SR:		Innovation:

Automotive Engineering and Sustainable Mobility (AESM)		2AE02	Semester 2	
Real Time Programming				
Supervisor: Raphaël CANALS		ECTS: 5		
Skills				
At the end of this course, engineering students will be able to:				
<ul style="list-style-type: none"><li>• Mastering techniques for the implementation of digital systems</li><li>• Understanding and implementing hardware and software for real-time systems</li><li>• Controlling the CAN and FlexRay communication buses</li></ul>				
Syllabus				
Digital systems				
<ul style="list-style-type: none"><li>• Number coding and algebra.</li><li>• Analog-to-digital and digital-to-analog conversions.</li></ul>				
Electronic components				
Microcontrollers: applications in automobile.				
Microcontrollers: structure and implementation.				
Architecture of a microcontroller board.				
Role and place of an OS on a processor board.				
Architecture of an OS.				
Calls to OS functions.				
Automotive communication buses				
CAN and FlexRay buses architecture.				
Communication protocols.				
Grading				
Written exam				
Learning hours				
Lectures 17h30	Tutorials 10h00	Lab sessions 15h00	Free labs 3h45	Project 7h30
In person teaching: 50h00				
Taught in English: 		SD/SR:		Innovation:


Automotive Engineering and Sustainable Mobility (AESM)		2AE03	Semester 2					
<h1>Control &amp; Simulation of Powertrains</h1>								
Supervisor: Alain CHARLET		ECTS: 5						
<h2>Skills</h2> <p>At the end of this course, engineering students will be able to:</p> <ul style="list-style-type: none"><li>• Understanding why and how hybridization works</li><li>• Understanding where energy is lost in a car vs driving conditions</li><li>• Being able to build a simple model of a car and its control</li></ul>								
<h2>Syllabus</h2> <h3>Part 1: Control of powertrains</h3> <p>Anti-lock Bracking System (ABS) &amp; Cruise control. This study is performed in simulation with the software Matlab/Simulink.</p> <h3>Part 2: Simulation of powertrains</h3> <p>An overview of electric hybrid powertrains is proposed. Then, students work on a simulation platform (Simcenter AMESim by Siemens) where they have to build an energy balance of a conventional vehicle. This study is completed by two practical classes on a rolling test bed where students measure energetic performances of a conventional car vs hybrid car (Toyota Yaris)</p>								
<h2>Grading</h2> <p>Written exam, Oral exam</p>								
<h2>Learning hours</h2> <table><tr><td>Lectures 5h00</td><td>Tutorials 22h30</td><td>Lab sessions 7h30</td><td>Free labs 0h00</td><td>Project 0h00</td></tr></table> <p>In person teaching: 35h00</p>				Lectures 5h00	Tutorials 22h30	Lab sessions 7h30	Free labs 0h00	Project 0h00
Lectures 5h00	Tutorials 22h30	Lab sessions 7h30	Free labs 0h00	Project 0h00				
Taught in English: 		SD/SR: 	Innovation: 					

Automotive Engineering and Sustainable Mobility (AESM)		2AE04	Semester 2
Project			
Supervisor: Pascal HIGELIN		ECTS: 10	
Skills			
At the end of this course, engineering students will be able to:			
<ul style="list-style-type: none"><li>• Split a complex task into subtasks. Plan and schedule tasks.</li><li>• Work as a group. Assign tasks to members of the group taking dependencies into account</li><li>• Select the more adequate modeling level and simulation tool</li><li>• Present work performed in a concise way focusing on the most important aspects</li><li>• Build working powertrain and vehicle dynamics models based on experimental data</li></ul>			
Syllabus			
<ul style="list-style-type: none"><li>• Reformulation of project subject</li><li>• Split subject objectives into tasks and sub-tasks</li><li>• Schedule tasks and assign them to project members</li><li>• Report work performed, current state and upcoming tasks every 2 weeks</li></ul>			
Grading			
Thesis, Oral exam			
Learning hours			
Lectures 0h00	Tutorials 0h00	Lab sessions 0h00	Free labs 3h00
Project 130h00			
In person teaching: 130h00			
Taught in English: P P P		SD/SR:	Innovation:

Automotive Engineering and Sustainable Mobility (AESM)		2AE05	Semester 2						
<h1>Control and on-board diagnosis applied to ICE</h1>									
Supervisor: Guillaume COLIN			ECTS: 5						
<h2>Skills</h2> <p>At the end of this course, engineering students will be able to:</p> <ul style="list-style-type: none"><li>Find the good set of parameters for a PID controller on simple systems</li><li>Tune an internal combustion engine control</li><li>Control some simple actuators</li><li>Define, parameterize and implement a simple observer-based diagnosis tool</li></ul>									
<h2>Syllabus</h2> <p><b>State of the art of engine control: sensors, actuators</b></p> <ul style="list-style-type: none"><li>Gasoline engines</li><li>Diesel engines</li></ul> <p><b>Automatic control</b></p> <ul style="list-style-type: none"><li>Linear Models (1st order, 2nd order)</li><li>Conventional Linear Control (PID)</li></ul> <p><b>Applications to powertrain control: labs</b></p> <ul style="list-style-type: none"><li>Experimental engine test benches: tuning and control</li><li>Hardware in the Loop (HIL) &amp; Rapid prototyping for Control: Application on valves</li></ul> <p><b>On Board Diagnosis</b></p> <ul style="list-style-type: none"><li>Rule based diagnosis</li><li>Observer based diagnosis with numerical simulations on Matlab/Simulink</li></ul>									
<h2>Grading</h2> <p>Written exam, Oral exam</p>									
<h2>Learning hours</h2> <table><tr><td>Lectures 23h45</td><td>Tutorials 10h00</td><td>Lab sessions 16h15</td><td>Free labs 0h00</td><td>Project 0h00</td></tr></table> <p>In person teaching: 50h00</p>					Lectures 23h45	Tutorials 10h00	Lab sessions 16h15	Free labs 0h00	Project 0h00
Lectures 23h45	Tutorials 10h00	Lab sessions 16h15	Free labs 0h00	Project 0h00					
Taught in English: 		SD/SR:		Innovation: 					

Automotive Engineering and Sustainable Mobility (AESM)		2AE06	Semester 2	
Control and on-board diagnosis applied to vehicle dynamics				
Supervisor: Guillaume COLIN		ECTS: 5		
Skills				
At the end of this course, engineering students will be able to:				
<ul style="list-style-type: none"><li>Find the good set of parameters for a PID controller on simple systems</li><li>Tune a vehicle dynamics control</li><li>Control some simple actuators</li><li>Define, parameterize and implement a simple observer-based diagnosis tool</li></ul>				
Syllabus				
State of the art				
Hardware (sensors, actuators...)				
Software				
Automatic control				
<ul style="list-style-type: none"><li>Linear Models (1st order, 2nd order)</li><li>Conventional Linear Control (PID)</li></ul>				
Applications to vehicle dynamics: labs				
<ul style="list-style-type: none"><li>Tuning a vehicle dynamics controller</li><li>Hardware in the Loop (HIL) &amp; Rapid prototyping for Control: Application on valves</li></ul>				
On Board Diagnosis				
<ul style="list-style-type: none"><li>Rule based diagnosis</li><li>Observer based diagnosis with numerical simulations on Matlab/Simulink</li></ul>				
Grading				
Written exam, Oral exam				
Learning hours				
Lectures 31h15	Tutorials 8h45	Lab sessions 10h00	Free labs 0h00	Project 0h00
In person teaching: 50h00				
Taught in English: 		SD/SR:		Innovation: 

6<sup>th</sup>  
edition



# Polytech Orléans robotics challenge

---

## Call for participants



  
Université  
d'ORLÉANS



POLYTECH®  
ORLÉANS

June 3  
June 13



## Organizer

Polytech Orleans,  
the engineering school  
of the University of Orleans –  
one of the 17 members  
of the Polytech Group  
in France

Language of  
communication  
English

Eligibility  
Students from  
partner  
institutions

## Purpose

Challenge yourself ! Come  
and live the French student  
experience.

**Discover the French way of  
life and the hospitality of a  
host family.**

Stay in a host family in  
Orleans, a city in the Région  
Centre Val de Loire (UNESCO  
World Heritage) **only an  
hour far from Paris by  
direct train !**

Join a team with French  
and international students!  
Together, **imagine and  
design the best robot** for  
the dutch shuffleboard !

Number of participants to  
the robotics challenge :  
**around 140.**

## Costs

Participation to the summer camp is free of  
charge.

A bus and tram pass to move around the city  
of Orleans is provided free of charge.

Each participant is responsible for the  
following expenses :

- ▶ Transportation from their country to and  
from Orléans
- ▶ Accommodation in a host family (14€/  
night, breakfast included)
- ▶ Meals (7€/meal with the host family)
- ▶ Insurance : travel, health, civil liability &  
rapatriation

## How to apply ?

Your home international relations office must  
send your nomination by April 1st, 2025 to  
**[international.polytech@univ-orleans.fr](mailto:international.polytech@univ-orleans.fr)**

Required documents : copy of passport, CV  
and cover letter.



3<sup>RD</sup> EDITION

# Digital tools for built heritage



Online (4h) and  
face to face (30h)

**16-20 June 2025**

Blended Intensive Programme

## LOCATION

Polytech Orléans  
8, rue Leonard  
de Vinci  
45100 Orléans,  
France

## TOPICS

3D survey, photogrammetry,  
laser scanning, cultural heritage  
diagnosis, image analysis, artificial  
intelligence, on site experiments  
and visit (Chambord)

deadline : April 1<sup>st</sup> 2025



## CONVENORS

Sylvie Treuillet  
Prisme/University  
of Orléans - FR

Xavier Brunetaud  
LaMé/University  
of Orléans - FR



Façade nord du château de Chambord  
© Projet VALMOD - Université d'Orléans

# Program

## 2. FACE TO FACE

**1. Online (4h) | May 2025 | Preparation**

**2. Face to face (30h) | 16-20 June 2025 Orléans, France**

**3. Independant group work (20h) | July and August 2025 | Online evaluation end of August**



Monday, June 16th	Topic
9:00 – 9:30	Welcome
9:30 – 10:00	Summer school introduction
10:00 – 12:00	Photogrammetry
12:00 – 14:00	Lunch break
14:00 – 17:00	Scanning acquisition with labs (laser, structured light)
Tuesday, June 17th	Topic
9:00 – 10:00	Heritage diagnosis overview
10:00 – 11:00	Mechanical computation based on 3D point clouds
11:00 – 12:00	Virtual Reality
12:00 – 14:00	Lunch break
14:00 – 17:00	Heritage diagnosis - labs
Wednesday, June 18th	Topic
9:00 – 12:00	Creating maps for GIS – labs
12:00 – 14:00	Lunch break
14:00 – 17:00	GIS applications – labs
Thursday, 19th	Topic
9:00 – 10:00	Transport to Chambord
10:00 – 12:30	Field trip
12:30 – 14:30	Lunch break at Chambord
14:30 – 16:30	Touristic visit of the castle
16:30 – 17:30	Transport back to university
Friday, June 20th	Topic
9:00 – 12:00	Artificial intelligence for image analysis : basic concepts and practical tools
12:00 – 14:00	Lunch break
14:00 – 16:00	Artificial intelligence for image analysis : basic concepts and practical tools
16:00 – 17:00	Debriefing & closing

### 3. INDEPENDANT GROUP WORK

#### TRAINERS LIST



#### OBJECTIVES AND DESCRIPTION

The growing use of 3D digitization is opening up new strategies for the analysis of complex objects. Built heritage structures are undoubtedly complex objects due to their physical singularities (architecture, size, materials, ageing over a long period...), to which is added the transdisciplinary scientific approach required to provide relevant analysis. Digital tools represent a new opportunity to meet the challenge of diagnosing built heritage. This blended intensive program will provide students with the essential skills to be able to carry out and analyze the results of a 3D acquisition campaign, including the use of artificial intelligence to automate part of the procedures.

Beyond its application to built heritage, which is of interest to a wide range of scientific communities, this course is aimed at anyone wishing to develop their skills in digital tools, regardless of their application.

**Number of ECTS issued**  
5 ECTS

**Language of instruction**  
English

#### Outcomes

Participants will be able to :

- ▶ design and perform a 3D survey campaign
- ▶ process the data collected to obtain a 3D representation of the studied object
- ▶ extract maps to support further analysis
- ▶ analyze maps using a geographic information system (GIS)
- ▶ use AI to automate part of the analysis procedure





## METHODS

The blended program will take place in three phases, the first online, followed by a face-to-face session in Orleans, France. The online phase, in May, will involve defining the ambitions and modalities of the training course, disseminating the information needed to prepare the face-to-face part, and gathering the specific expectations of participants to adapt the content and level of face-to-face courses. The face-to-face part will consist of 5 days of classes at the University of Orleans, France. The courses will be made up of 30% lectures and 70% practical computer work. A field trip dedicated to the discovery of the Château de Chambord, in relation with the BIP themes, is scheduled on the 4th day. The final part is a period of independent group work, to apply the lessons learned to a case study selected by the participants. Each group's work will be assessed in an online presentation at the end of August.


## TARGET AUDIENCE / PARTICIPANTS PROFILE

**Level :** students from Bachelor to PhD

**Profile :** anyone willing to develop their skill on digital tools, such as Mechanical & Civil Engineering ; Material Science ; Electrical & Computer Engineering ; Geology, Geophysics ; Multimedia and Graphics Representations ; History; Conservation Sciences; Architecture ; Tourism...







## **POLYTECH ORLÉANS**

Ecole d'ingénieur de l'université d'Orléans  
8 rue Léonard de Vinci  
45072 Orléans cedex 2 | FRANCE

[www.polytech-orleans.fr](http://www.polytech-orleans.fr)

